



# My Summer Packet



Name:



Before learning how to read, the students must be able to identify and produce the sounds of each letter in the alphabet.

In Kindergarten, the reading process starts within the first few weeks. Letters and their sounds should be mastered before school begins.

Please use the provided videos to practice letters and sounds, numbers, and shapes. This packet is also available on the school website for easier access to the links.

Alphabet Song | ABC Song | Phonics Song  
<https://www.youtube.com/watch?v=36IBDpTRVNE>

Count by I's and Have FUN! | I-10 | Jack Hartmann  
<https://www.youtube.com/watch?v=7ncSQpu2WWs>

Shape Up! | Jack Hartmann | Shapes Song  
<https://www.youtube.com/watch?v=QaF84YHNQNg>

We look forward to seeing you in

# KINDERGARTEN!

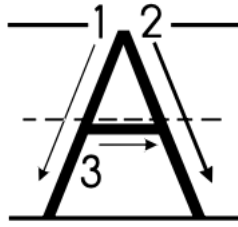



Name \_\_\_\_\_

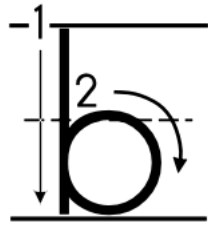
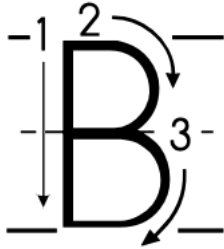

Directions: Practice writing upper and lowercase letters. Color the pictures.



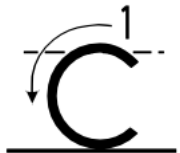
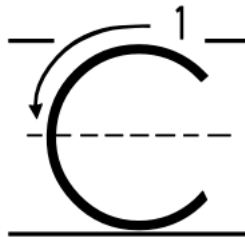

astronaut



bear

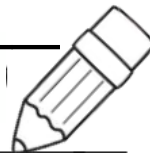


cat

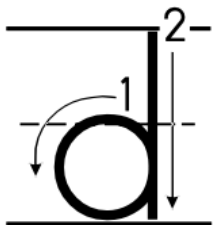
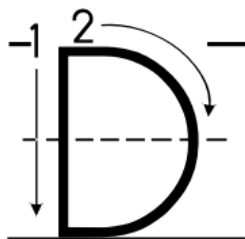



Name \_\_\_\_\_

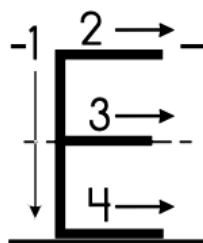
Directions: Practice writing upper and lowercase letters. Color the pictures.



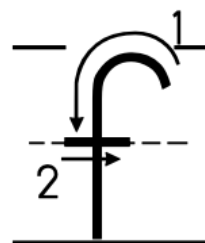
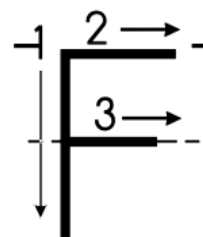

dog



elephant



fish



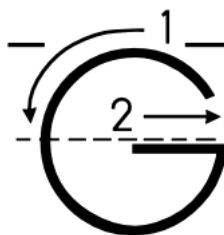



\_\_\_\_\_  
.....  
Name \_\_\_\_\_

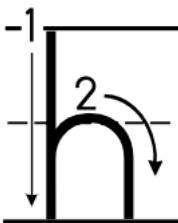
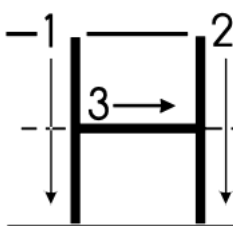
Directions: Practice writing upper and lowercase letters. Color the pictures.



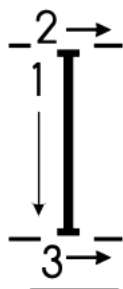

gum



house




igloo

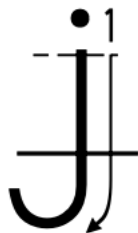
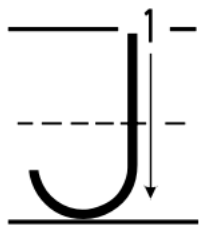


\_\_\_\_\_  
.....  
Name \_\_\_\_\_

Directions: Practice writing upper and lowercase letters. Color the pictures.

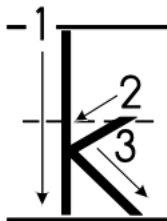
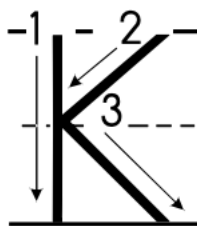


jam



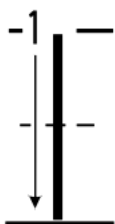
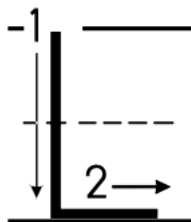
\_\_\_\_\_  
.....  
\_\_\_\_\_  
\_\_\_\_\_  
\_\_\_\_\_

king



\_\_\_\_\_  
.....  
\_\_\_\_\_  
\_\_\_\_\_  
\_\_\_\_\_

lamp



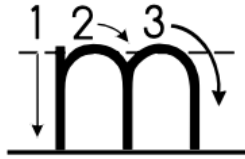
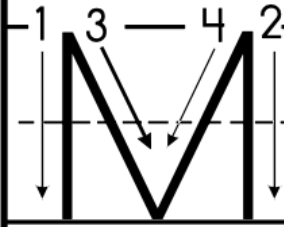
\_\_\_\_\_  
.....  
\_\_\_\_\_  
\_\_\_\_\_  
\_\_\_\_\_

Name \_\_\_\_\_

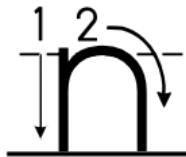
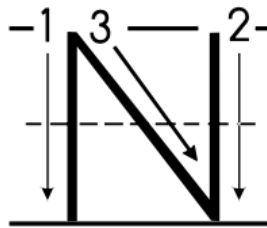
Directions: Practice writing upper and lowercase letters. Color the pictures.



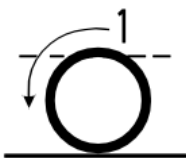
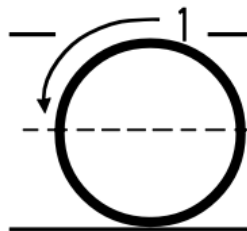
moon



nest



octopus

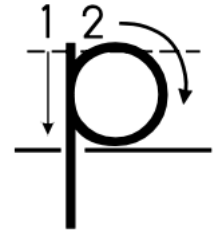
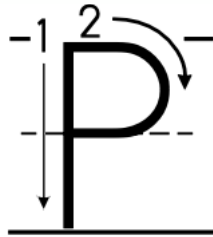


Name \_\_\_\_\_

Directions: Practice writing upper and lowercase letters. Color the pictures.



pencil



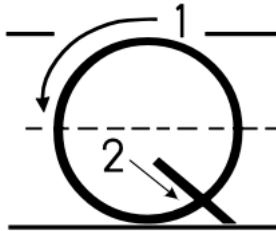

\_\_\_\_\_

\_\_\_\_\_

\_\_\_\_\_

\_\_\_\_\_

queen



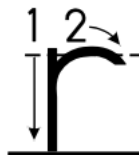
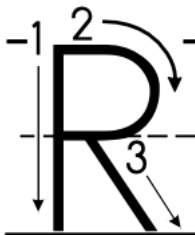
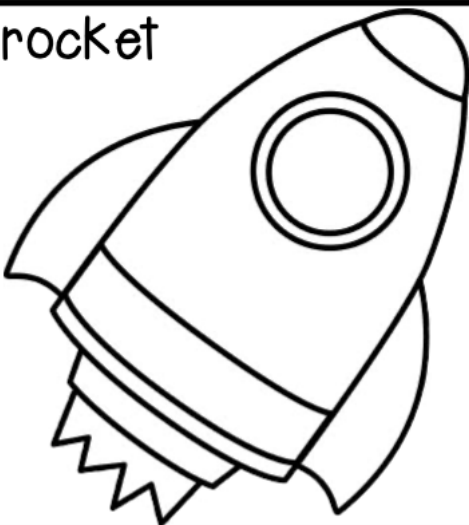
\_\_\_\_\_

\_\_\_\_\_

\_\_\_\_\_

\_\_\_\_\_

rocket



\_\_\_\_\_

\_\_\_\_\_

\_\_\_\_\_



\_\_\_\_\_

Name \_\_\_\_\_

Directions: Practice writing upper and lowercase letters. Color the pictures.



sun



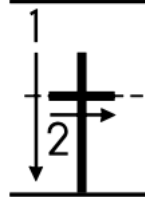
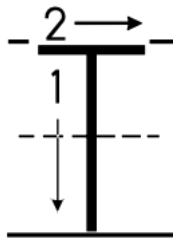
\_\_\_\_\_

\_\_\_\_\_

\_\_\_\_\_

\_\_\_\_\_

turtle



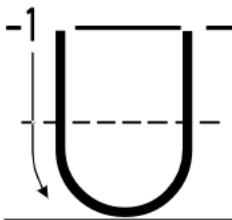
\_\_\_\_\_

\_\_\_\_\_

\_\_\_\_\_

\_\_\_\_\_

umbrella



\_\_\_\_\_

\_\_\_\_\_

\_\_\_\_\_

\_\_\_\_\_

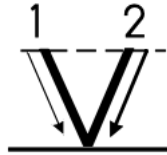
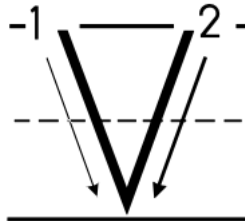
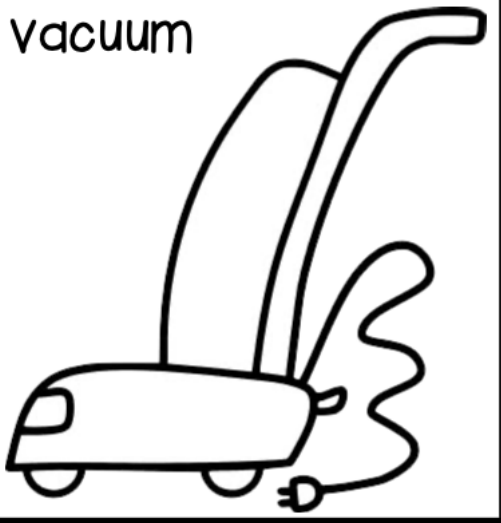


Name \_\_\_\_\_

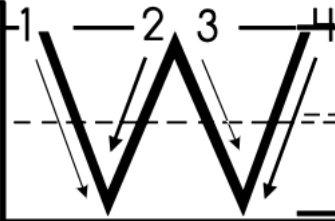

Directions: Practice writing upper and lowercase letters. Color the pictures.



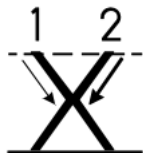
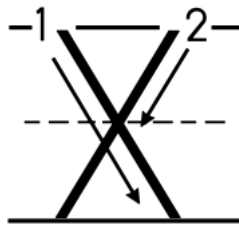
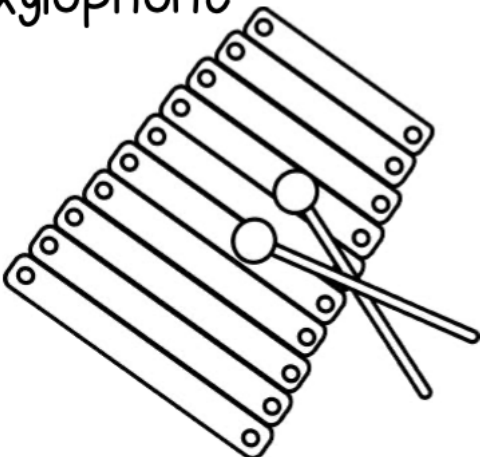
vacuum



wagon



xylophone

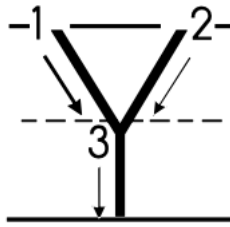



Name \_\_\_\_\_

Directions: Practice writing upper and lowercase letters. Color the pictures.



yarn



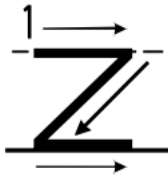
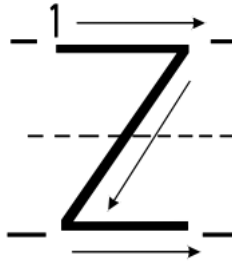
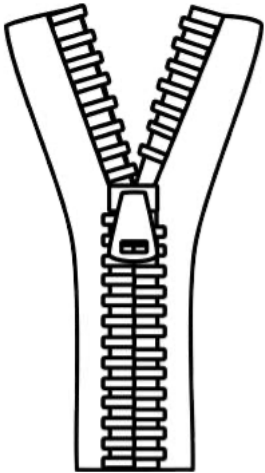
\_\_\_\_\_

\_\_\_\_\_

\_\_\_\_\_

\_\_\_\_\_

zipper



\_\_\_\_\_

\_\_\_\_\_

\_\_\_\_\_

\_\_\_\_\_

Write the alphabet from A-Z on the lines below.

\_\_\_\_\_

\_\_\_\_\_

\_\_\_\_\_

\_\_\_\_\_

\_\_\_\_\_

\_\_\_\_\_

\_\_\_\_\_

\_\_\_\_\_

\_\_\_\_\_

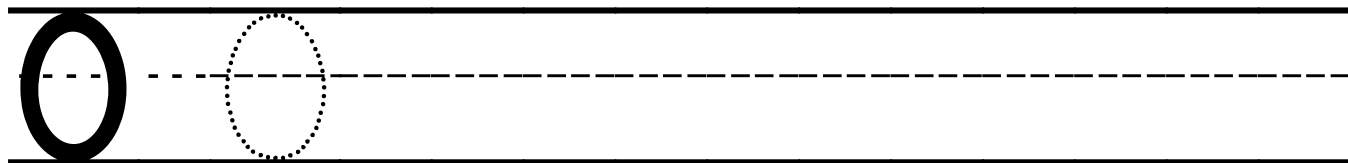
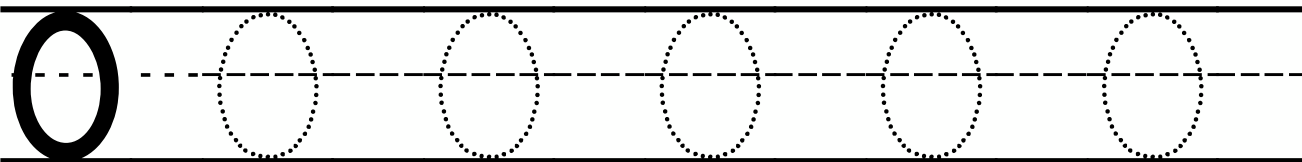
\_\_\_\_\_

\_\_\_\_\_  
\_\_\_\_\_  
Name \_\_\_\_\_


# Number Practice

0

Directions: Practice tracing and printing the number 0 (zero):



Color the zero:



Circle the number 0:

2 4 7  
6 1 8  
0 5 9

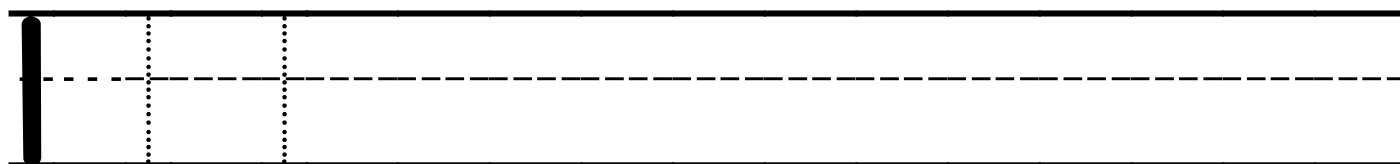
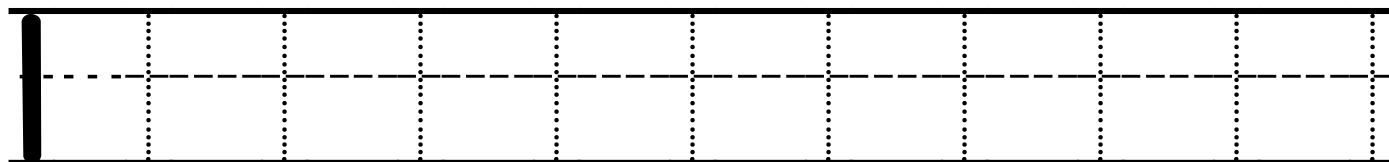
zero

Name \_\_\_\_\_


# Number Practice



Directions: Practice tracing and printing the number 1 (one):



Count the apples:



Circle the number 1:

2 4 7  
6 1 8  
0 5 9

# one

\_\_\_\_\_  
\_\_\_\_\_  
Name \_\_\_\_\_

# Number Practice

# 2

Directions: Practice tracing and printing the number 2 (two):

2 2 2 2 2 2

2 2

Count the muffins:



Circle the number 2:

2 4 7  
6 1 8  
0 5 9

# two



Name \_\_\_\_\_

# Number Practice

# 3

Directions: Practice tracing and printing the number 3 (three):

3 3 3 3 3 3 3

3 3 3

Count the balloons:



Circle the number 3:

2 4 7  
6 1 8  
0 3 5 9

# three

Name \_\_\_\_\_

# Number Practice


# 4

Directions: Practice tracing and printing the number 4 (four):

4

4

Count the pencils:



Circle the number 4:

2 4 7  
6 1 8  
0 3 5 9

# four

\_\_\_\_\_  
\_\_\_\_\_  
Name \_\_\_\_\_

# Number Practice


# 5

Directions: Practice tracing and printing the number 5 (five):

5 5 5 5 5 5 5

5 5 5

Count the penguins:



Circle the number 5:

2 4 7  
6 1 8  
0 3 5 9

# five

\_\_\_\_\_  
\_\_\_\_\_  
Name \_\_\_\_\_

# Number Practice


# 6

Directions: Practice tracing and printing the number 6 (six):

6 6 6 6 6 6 6

6 6 6

Count the pizza slices:



Circle the number 6:

2 4 7  
6 1 8  
0 3 5 9

# six

Name \_\_\_\_\_

# Number Practice


# 7

Directions: Practice tracing and printing the number 7 (seven):

7

7

Count the snakes:



Circle the number 7:

2 4 7 8  
6 1  
0 3 5 9

# seven

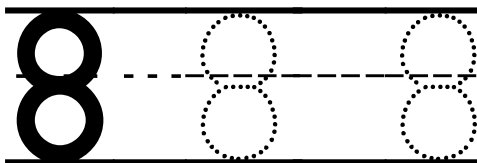
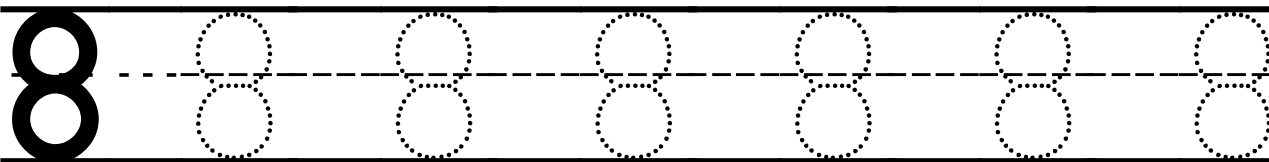


Name \_\_\_\_\_


# Number Practice

# 8

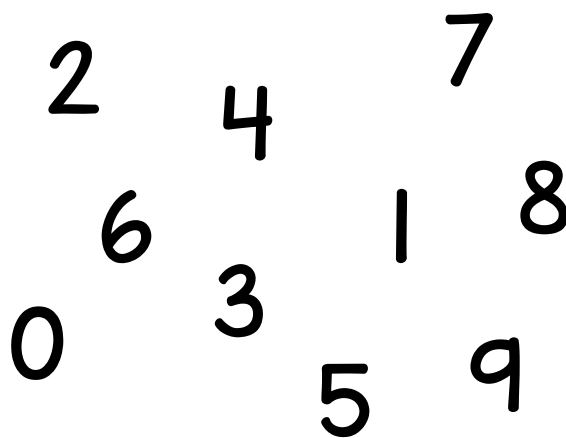
Directions: Practice tracing and printing the number 8 (eight):



Count the cherries:



Circle the number 8:




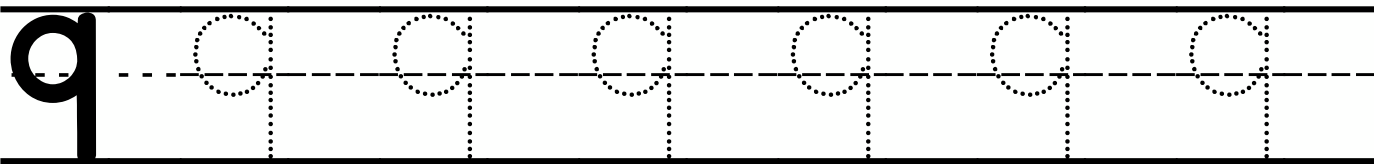
# eight

\_\_\_\_\_  
\_\_\_\_\_  
Name \_\_\_\_\_


# Number Practice

q

Directions: Practice tracing and printing the number 9 (nine):



Count the flowers:



Circle the number 9:

2 4 7  
6 1 8  
0 3 5 9

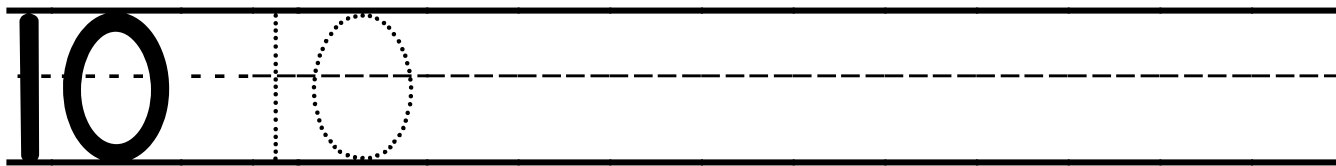
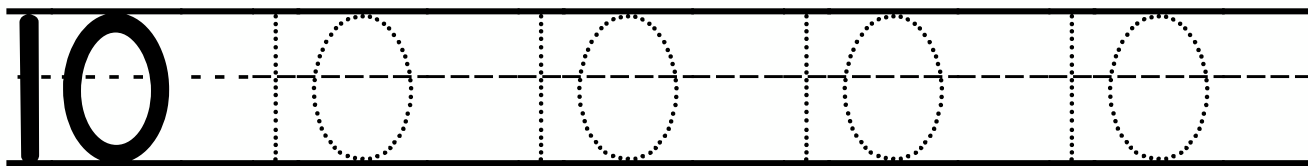
nine

\_\_\_\_\_  
\_\_\_\_\_  
Name \_\_\_\_\_


# Number Practice

# 10

Directions: Practice tracing and printing the number 10 (ten):



Count the ladybugs:



Circle the number 10:

2 4 7  
6 10 8  
0 3 5 9

# ten

# Color Word : black

Name \_\_\_\_\_

Read it.

black

Trace it.

black

Write it.

Color the word.

black

Find and circle it.

white

blue

green

black

black

red

pink

white

black

black

yellow

black

Fill in the missing letters.

bl ck

bl ck

bl ck

bl ck

Tap and spell the word 3 times. ① ② ③

black

Color them black.



spider



cat



witch hat

# Color Word : blue

Name \_\_\_\_\_

Read it.

blue

Trace it.

blue

Write it.

Color the word.

blue

Find and circle it.

blue  
brown blue green black  
red  
blue blue  
orange blue yellow red

Fill in the missing letters.

b \_ u \_

\_ l \_ u \_

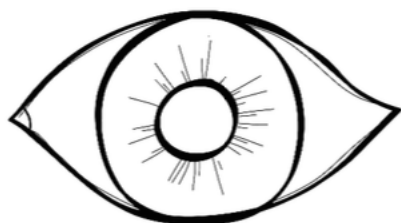
\_ \_ u e

\_ \_ \_ \_


Tap and spell the word 3 times. ① ② ③

b l u e

Color them blue.



blue eye



ribbon



blue bird



Color Word : brown

Name : \_\_\_\_\_

Read it.

brown

Trace it.

brown

Write it.

Color the word.

brown

Find and circle it.

blue yellow  
pink orange brown  
brown red  
black red brown brown

Fill in the missing letters.

b \_ o \_ n

\_ r \_ w \_

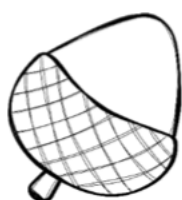
\_ r \_ \_ n

\_ \_ \_ \_

Tap and spell the word 3 times. ① ② ③

b r o w n


Color them brown.



acorn



bear



monkey

Color Word : gray

Name : \_\_\_\_\_

Read it.

gray

Trace it.

gray

Write it.

Color the word.

gray

Find and circle it.

gray

gray

green

pink

red

gray

gray

yellow

black

gray

yellow

blue

Fill in the missing letters.

gr \_ \_

\_ ra \_


\_ \_ ay

\_ \_ \_

Tap and spell the word 3 times. ① ② ③

g r a y

Color them gray.



camera



dog



shark

Color Word : green

Name : \_\_\_\_\_

Read it.

green

Trace it.

green

Write it.

Color the word.

green

Find and circle it.

green

blue

green

green

black

orange

pink

green

green

red

yellow

white

Fill in the missing letters.

g r e e n

g e e n

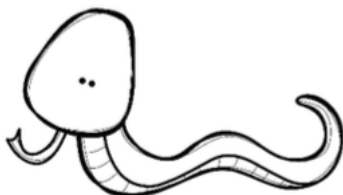
g e e n

g e e n

Tap and spell the word 3 times. ① ② ③

g r e e n

Color them green.



snake



dragon



frog

Color Word : orange

Name \_\_\_\_\_

Read it.

orange

Trace it.

orange

Write it.

Color the word.

orange

Find and circle it.

orange

orange

green

yellow

blue

orange

pink

purple

orange

red

orange

red

Fill in the missing letters.

□ r □ n □ e

o □ □ n □ e


o □ a □ g □

□ □ □ □ □ □


Tap and spell the word 3 times. ① ② ③

orange

Color them orange.



fish



carrot



pumpkin



Color Word : pink

Name : \_\_\_\_\_

Read it.

pink

Trace it.

pink

Write it.

Color the word.

pink

Find and circle it.

pink blue pink green  
pink black  
pink red  
black white pink purple

Fill in the missing letters.

pink

pink

pink

pink

Tap and spell the word 3 times. ① ② ③

pink


Color them pink.



ballet shoes



flamingo



pig

Color Word : purple

Name : \_\_\_\_\_

Read it.

purple

Trace it.

purple

Write it.

Color the word.

purple

Find and circle it.

purple

white

green

purple

black

yellow

pink

purple

purple

red

yellow

purple

Fill in the missing letters.

u p e

p r l

p u e


Tap and spell the word 3 times. ① ② ③

P U R P L E

Color them purple.



cabbage



grapes



purple flower

# Color Word : red

Name \_\_\_\_\_

Read it.

red

Trace it.

red

Write it.

Color the word.

red

Find and circle it.

white

red

blue

red

black

pink

green

red

black

red

yellow

red

Fill in the missing letters.

r d

re

e

Tap and spell the word 3 times. ① ② ③

red


Color them red.



crab



strawberry



fire truck



Color Word : white

Name \_\_\_\_\_

Read it.

white

Trace it.

white

Write it.

Color the word.

white

Find and circle it.

white

white

green

white

yellow

black

white

red

black

white

yellow

red

Fill in the missing letters.

h t

w i e

h i

Tap and spell the word 3 times. ① ② ③

white

Color them white.



milk



sheep



bunny

Color Word : yellow

Name \_\_\_\_\_

Read it.

yellow

Trace it.

yellow

Write it.

Color the word.

yellow

Find and circle it.

yellow

yellow

green

pink

purple

orange

yellow

yellow

black

blue

yellow

red

Fill in the missing letters.

y \_ \_ l \_ o w

\_ e \_ l \_ o \_

y e \_ l \_ w

\_ \_ \_ \_ \_


Tap and spell the word 3 times. ① ② ③

y e l l o w

Color them yellow.



banana




sun



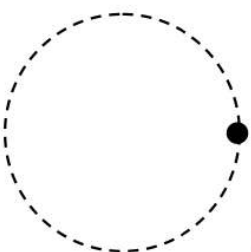
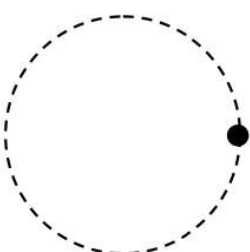
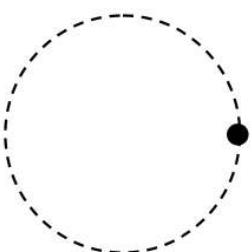
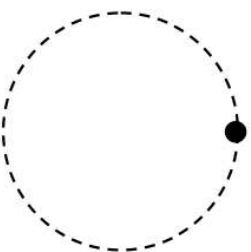
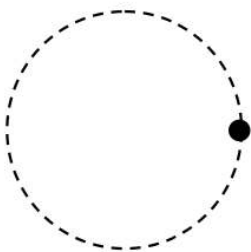
duck


Name: \_\_\_\_\_

Circle



 Trace the shape:



 Draw the shape:




Color the word.




circle

Draw an object using the shape.







Name: \_\_\_\_\_

# Rectangle



Trace the shape:



Draw the shape:


- 
- 
- 
- 

Color the word.



# rectangle


Draw an object using the shape.



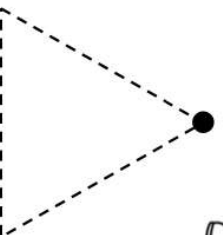
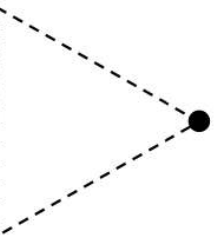
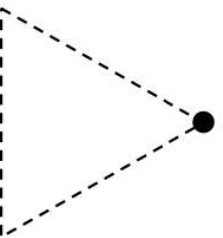
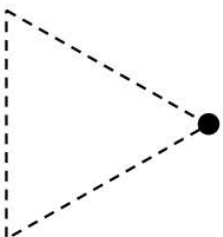
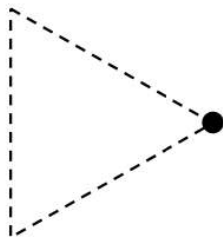


Name: \_\_\_\_\_

# Triangle



 Trace the shape:



 Draw the shape:




Color the word.



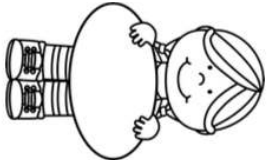
# triangle

Draw an object using the shape.

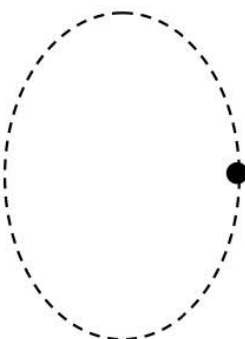
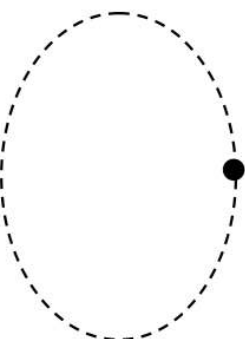
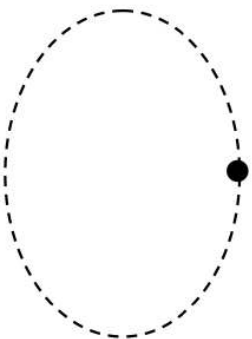
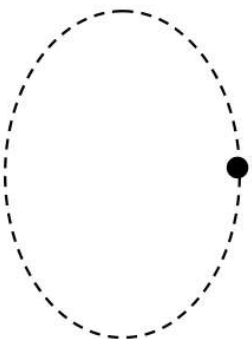
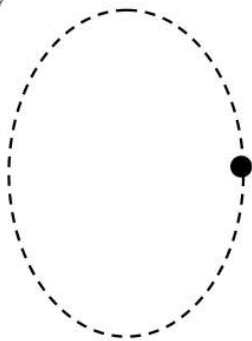


Name: \_\_\_\_\_

**Oval**



 Trace the shape:



 Draw the shape:




Color the word.



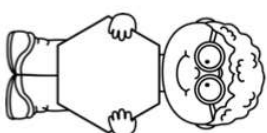
Oval

Draw an object using the shape.

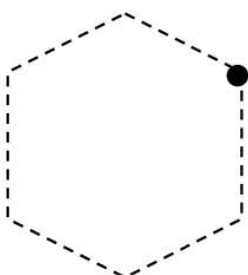
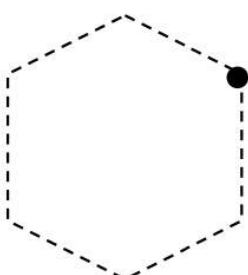
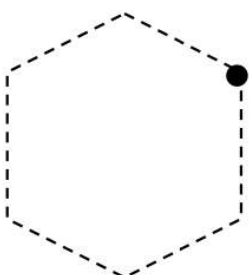
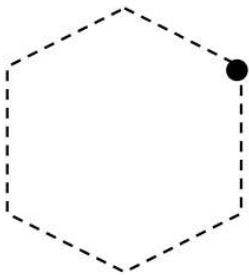
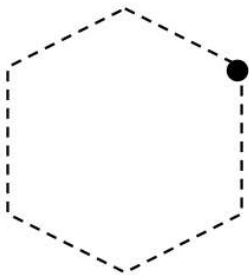


Name: \_\_\_\_\_

# Hexagon



 Trace the shape:



Draw the shape:



Color the word.



# hexagon

Draw an object using the shape.

