



## 2023-2024 Pre-Kindergarten 3 School Supply List

- 2 - "Ticonderoga My First" Beginner Pencils, Sharpened #2 Lead
- 1 - Box of "Crayola Jumbo Crayons, 8 Count"
- 4 - Boxes of "Crayola Crayons, 16 Count" (You DO NOT have to label each crayon.)
- 9 - "Elmer's Giant Glue Sticks"
- 1 - Bottle of "Elmer's Glue"
- 1 - "Crayola Washable Watercolors, Paint Set for Kids, 8 Colors" (Regular Colors)
- 2 - "Crayola Broad Line Washable Markers, 10 Count"
- 2 - Fine Tip Dry Erase Markers (any color)
- 1 - Blunt-tip Kids Scissors (5 in.)
- 3 - Cans of "Play-Doh" (any color)
- 2 - Red Plastic Folders *with pocket and brads*
- 3 - Packages of Baby Wipes
- 1 - Box of Kleenex
- 1 - Large Container of "Clorox Disinfecting Wipes"
- 1 - Box of *gallon* size zip-loc bags
- 1 - Box of *sandwich* size zip-loc bags
- 1 - 6-quart storage box, plastic and clear (rectangular 14 x 8" x 5")
- 1 - 2-inch Rest Mat (REQUIRED BY STATE DEPARTMENT - We cannot accept 1-inch mats.)
- 1 - Backpack (Must be large enough for a folder to fit inside) \*\*\*NO ROLLING BACKPACKS!!!

### Bring from Home:

- 1 - Beach towel or blanket to use to cover up with at naptime that fits in a 12x12in cubby.  
No sleeping bags or kid-sized sleeping bags or pillows.
- 1 - Extra set of clothes including underwear and socks inside a LABELED ziploc bag.  
The extra clothes will be kept in their backpacks in case of an accident.

It's all  
about  
**PRE-K**

## 2023 Summer Packet

Pre-K3 ~ Mrs. McKinley Shelton

Parents ~

Please take some time this summer to go over with your child the following list and items in this packet.


- \* Independently use the restroom (pull underwear and pants up and down, wipe, flush, and wash hands)
- \* Independently buckle and unbuckle their car seat (this helps with the flow of the carline)
- \* Social/Participation skills with Green and Red Choices
- \* Line tracing practice
  - ~Begin tracing practice by using the pointer finger  
(This helps to strengthen muscles, develop hand/eye coordination & recognition of letters/numbers.)
  - ~Later introduce the use of a pencil or crayon.
- \* How to hold a pencil/crayon correctly (2 suggestions for guidance)
- \* Exposure to the ABC's, numbers and counting, colors, and shapes
  - ~Singing the alphabet, counting items & playing with Play-Doh will also help.

We feel these items will help your child have a great start to their Pre-K3 year. Please send the completed worksheets in with your child on the first day of school. If you have any questions, email Mrs. McKinley at [mshelton@favikings.org](mailto:mshelton@favikings.org). We look forward to meeting your little one and starting our 2023-24 school year.

~ Mrs. McKinley & Mrs. Lindy

### Naptime Lovies


We will nap for an hour each day. Please know your child is welcome to bring their lovie to sleep with. Also, they will need a 2 in. thick nap mat and something to cover up with that will fit into a 12x12 in. cubby.




I can make  
green  
choices!



follow  
directions



listen



raise my  
hand



quiet voice




sit criss cross



wait




use my  
walking feet



gentle hands




kind words



others



play with  
my friends




take turns



clean up



put my  
things away



calm down




use my  
words



SMALL  
RED CHOICE  
CARDS

yell




run



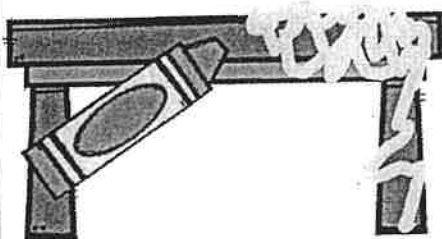
tantrum



break  
things




color the  
furniture



take  
everything



throw




kick




make someone  
sad




mean words




bite



pull hair




pinch




push



hit

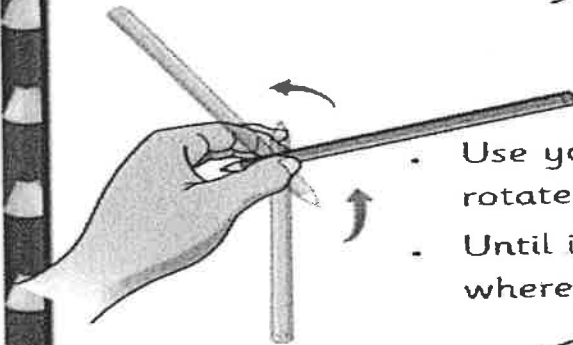
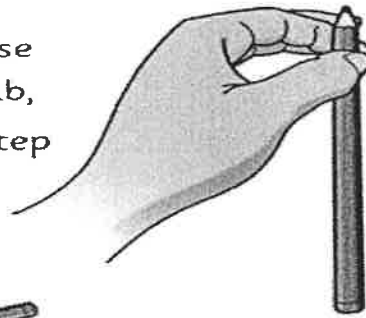


spit

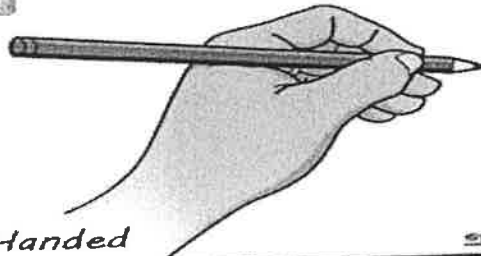


# The Pencil Hold Rap

- Pick up your pencil - use your pointer and thumb,
- Let it dangle - this is step one.



- Use your other hand to rotate your pencil around,
- Until it reaches its pillow where it gently lies down.

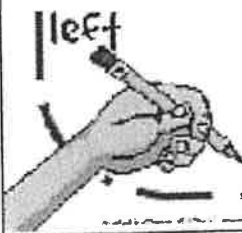



Left-Handed

©K-3TeacherResources.com

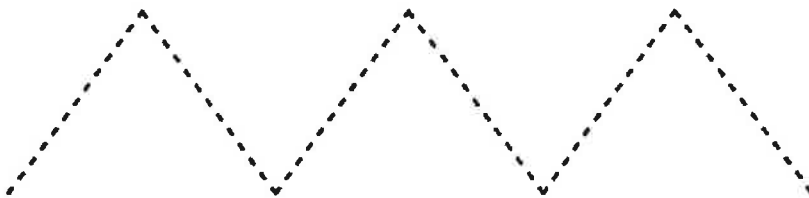

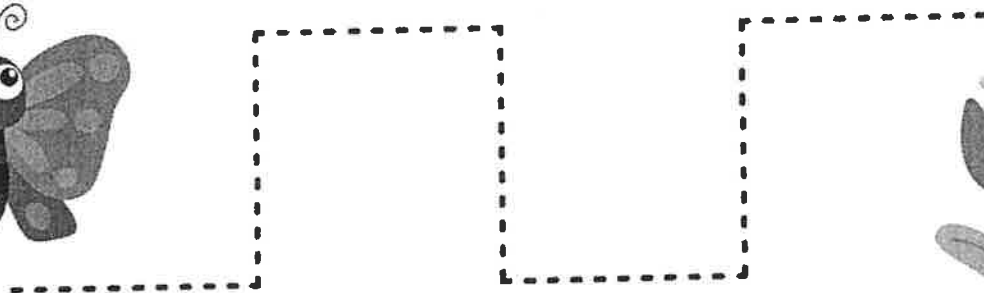

## HOW TO HOLD MY PENCIL

My thumb is bent,  
 Pointer points to the tip,  
 Tall man is at the side.  
 Tuck the other fingers in  
 And take them for a ride!



Name: \_\_\_\_\_




Trace the broken lines.





Name: \_\_\_\_\_

Trace the broken lines.




Name \_\_\_\_\_

Date \_\_\_\_\_

# My Animal Alphabet Chart

Trace each letter, then color in the picture that goes with that letter.



# Counting Practice

Count the dots and make it fun by  
using goldfish or cheerios.

●				

1

●	●			

2

●	●	●		

3

●	●	●	●	

4

●	●	●	●	●

5



Counting (v1.0) by Salma Gull

7

www.abbeythepup.com

**red**

**orange**



**yellow**

**green**




**blue**

**purple**

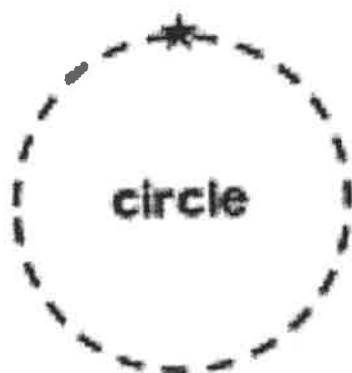


Name \_\_\_\_\_

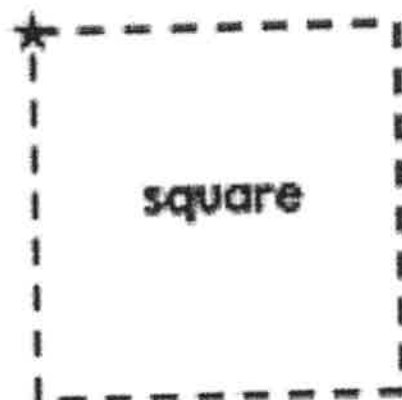


# Trace and Color Shapes

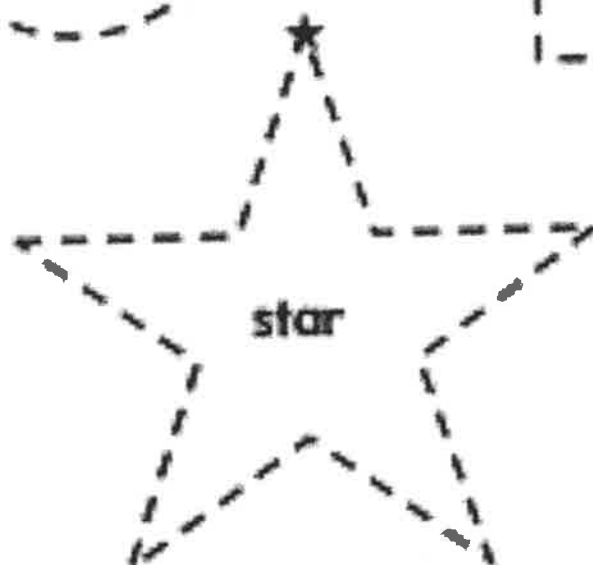
Start at the star and trace the shapes.



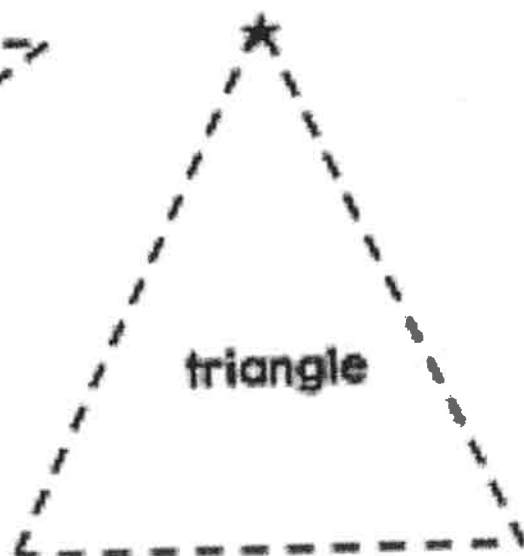
circle



square



star



triangle



rectangle

