

It's all about PRE-K

2022 Summer Packet

Pre-K3 ~ Mrs. McKinley Shelton

Parents ~

Please take some time this Summer to go over with your child the following list and the items in this packet.


- * Independently use the restroom (pull underwear and pants up and down, wipe, flush and wash hands)
- * Independently buckle and unbuckle their car seat (this helps with the flow of the carline)
- * Social/Participation skills with Green and Red Choices
- * Line tracing practice
 - ~Begin tracing practice by using the pointer finger
(This helps to strengthen muscles, develop hand/eye coordination & recognition of letters/numbers.)
 - ~Later introduce the use of a pencil or crayon.
- * Exposure to the ABC's, numbers and counting, colors, and shapes
 - ~Singing the alphabet, counting items & playing with Play-Doh will also help.
- * How to hold a pencil/crayon correctly (2 suggestions for guidance)

We feel these items will help your child have a great start to their Pre-K3 year. Please send the completed worksheets in with your child on the first day of school. If you have any questions, email Mrs. McKinley at mshelton@favikings.org. We look forward to meeting your little one and starting our 2022-23 school year.

~ Mrs. McKinley & Mrs. Lindy

Naptime Lovies


We will nap for an hour each day. Please know your child is welcome to bring their lovie to sleep with. Also, they will need a 2 in. thick nap mat and something to cover up with that will fit into a 12x12 in. cubby.




I can make
green
choices!



follow
directions



listen



raise my
hand



quiet voice




sit criss cross



wait




use my
walking feet



gentle hands



kind words




help
others




share



play with
my friends




take turns



clean up




put my
things away



calm down



use my
words



SMALL
RED CHOICE
CARDS

yell




run



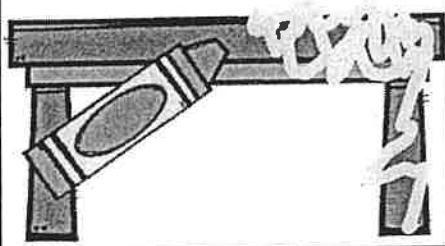
tantrum



break
things




color the
furniture



take
everything



throw



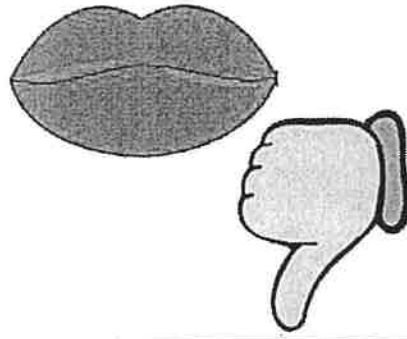
kick




make someone
sad




mean words




bite



pull hair




pinch




push



hit


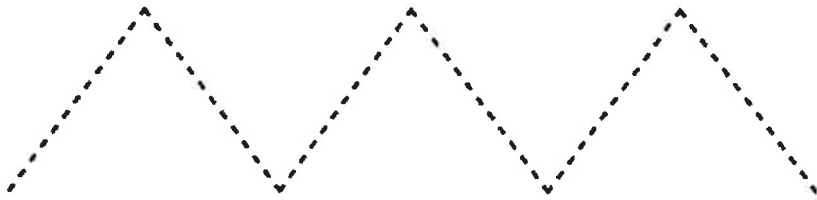

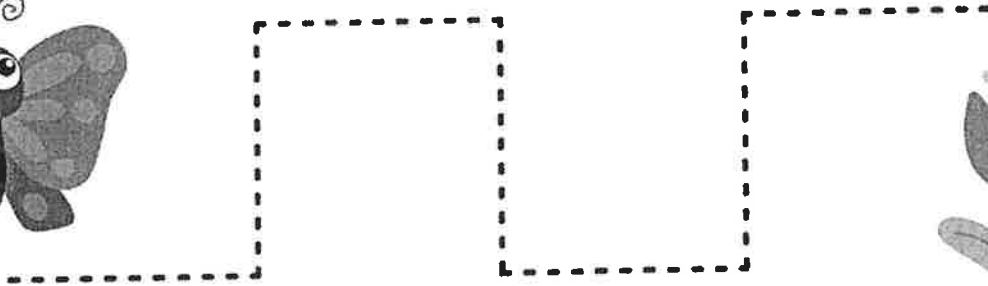



spit



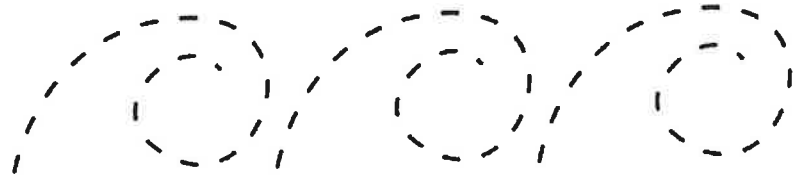


Name: _____

Trace the broken lines.



Name: _____

Trace the broken lines.

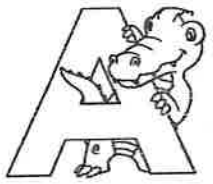


Name _____


Date _____

My Animal Alphabet Chart

Trace each letter, then color in the picture that goes with that letter.



Aa




Bb




Cc




Dd




Ee



Ff



Gg




Hh



Ii



Jj




Kk




Ll



Mm



Nn



Oo



Pp




Qq




Rr




Ss




Tt



Uu




Vv




Ww



Xx



Yy



Zz

Counting Practice

Count the dots and make it fun by using goldfish or cheerios.

●				



●	●			




●	●	●		



●	●	●	●	



●	●	●	●	●



Counting (v1.0) by Salma Gull

red

orange



yellow

green




blue

purple

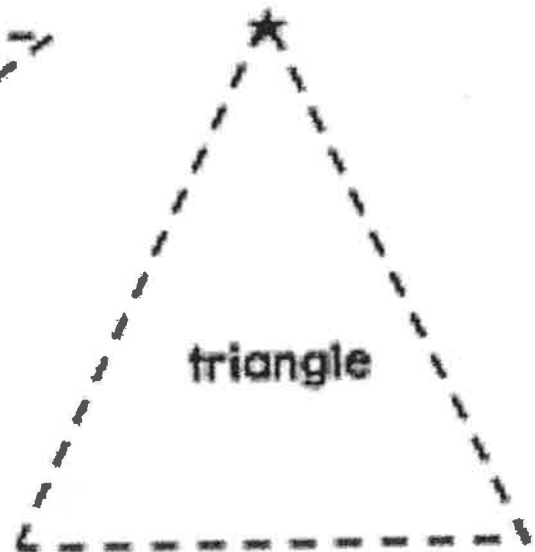
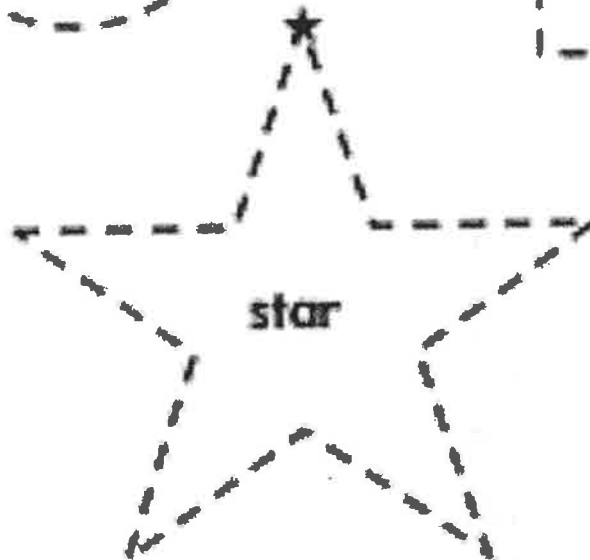

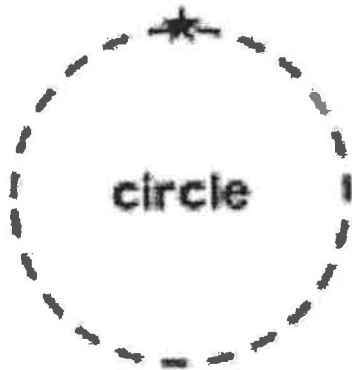


Name _____



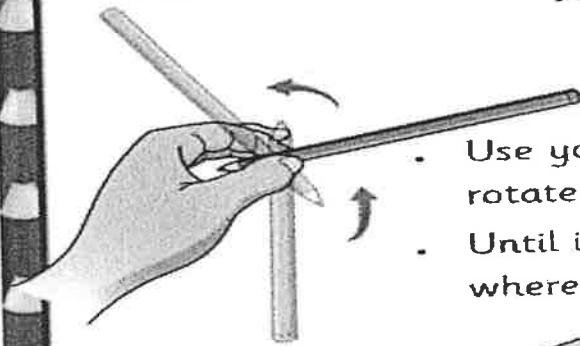
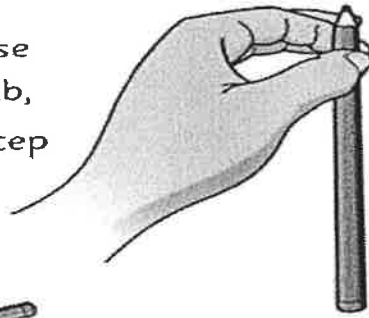
Trace and Color Shapes

Start at the star and trace the shapes.

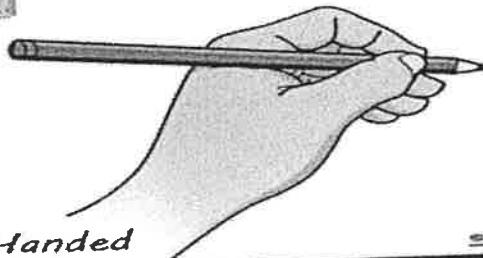


The Pencil Hold Rap

- Pick up your pencil - use your pointer and thumb,
- Let it dangle - this is step one.



- Use your other hand to rotate your pencil around,
- Until it reaches its pillow where it gently lies down.



Left-Handed

©K-1TeacherResource.com

HOW TO HOLD MY PENCIL

My thumb is bent,
Pointer points to the tip,
Tall man is at the side.
Tuck the other fingers in
And take them for a ride!

