




FIRST GRADE SUMMER PACKET

PACKETS ARE DUE THE FIRST DAY OF SCHOOL.
STUDENTS WHO TURN IN A COMPLETED PACKET WILL EARN
AN EXTRA RECESS AND A SWEET TREAT!



Kindergarten

Sight Words to Practice over the Summer

a

so

like

he

and

up

no

is

do

at

the

me

in

am

we

see

it

go

an

to

my

I

can

on

you

**First
Grade**

Sight Words to Practice over the Summer

after

again

an

any

as

ask

by

could

every

fly

from

give

going

had

has

her

him

his

how

just

know

let

live

may

of

old

once

open

over

put

round

some

stop

take

thank

them

then

think

walk

were

when

with

yes



reading for incoming first graders


Incoming first graders should read at least 10 books and record them on the provided reading log. Students should then complete 2 book reports using the provided form.

Suggested books:











These books are merely suggestions. Please feel free to choose books that your child can read and is interested in reading. The most important thing is to let the reading be FUN!

Series Ideas:

- "I Can Read" series (Amazon or Scholastic)
- "Pete the Cat" by James Dean
- "The Good Egg" by Jory John
- "Clifford" by Norman Bridwell
- "Biscuit" by Alyssa Satin Capucilli
- "Little Bear" by Maurice Sendak
- "Henry and Mudge" by Cynthia Rylant
- "The Littles" by John Peterson
- "Frog and Toad" by Arnold Lobel
- "Berenstain Bears" by Stan and Jan Berenstain
- "Harold and the Purple Crayon" by Crockett Johnson



My Reading Log

Book Title	Author	Review
		
		
		
		
		
		
		
		
		
		

My Book Report

Book Title: _____

Author: _____

Characters

Setting

Story Summary

Real or Fiction?

Book Rating:



My Book Report

Book Title: _____

Author: _____

Characters

Setting

Story Summary

Real or Fiction?

Book Rating:



Name: _____


Class: _____

Syllables counting

Say the words out loud, count the syllables and color the corresponding circles.



Ladder



Bus




Bucket




Guitar




Umbrella




Cat



Alligator



Hat



Pig



Name: _____

WORD SORTS

Read out loud each word below, and write into the correct column.

cup	pain	dog
dune	song	reef
pork	crab	ape
boat	bug	unicorn

Long vowel sound	Short vowel sound

LONG OR SHORT VOWELS SORT






NAME :

CLASS :



DIRECTIONS :

Cut and glue the words into the correct vowels sound!

SHORT A	LONG A
 	   

BAT	ROPE	BIKE	TOP	SUN
CAT	MEET	SIT	PAT	CUBE

Name: _____

Date: _____



LONG I AND SHORT I






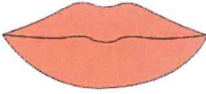

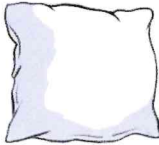
When a vowel sounds like its name, it's a long vowel. If a vowel does not sound like its name, it's a short vowel.

Examples:

pine
long i short i

pick
long i short i

Directions: Say the name of the picture in each box and circle the correct vowel sound you heard.

1  pig long i short i	2  ice cream long i short i
3  gift long i short i	4  pie long i short i
5  fire long i short i	6  lips long i short i
7  diamond long i short i	8  pillow long i short i

Name:

Class:

Read and Circle

Read the sentences and circle the correct picture.

I see a cup.



I see a bus.



I see a rabbit.




I see a dice.



I see a flower.



I see a bird.



I see a pear.



I see a cake.



name: _____

Punctuation

Write a full stop, question mark or exclamation mark in the box to complete the sentences.


1	There is a bird in the tree	
2	You did a wonderful job	
3	Would you like to play with me	
4	Ava likes to play piano	
5	Watch out	
6	What are you doing here	
7	Congratulations Max	
8	Peter has a blue hat	
9	What is your name	
10	She has a pet dog	

NAME:


DATE:

Consonant Blends

Sound the blend. Write the blend to complete the word.




___etzel



___ane




___ide




___ale




___ate




___ile



___ake



___ider



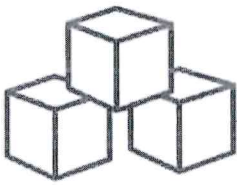
___ar

NAME:

DATE:

Consonant Blends

Sound the blend. Write the blend to complete the word.



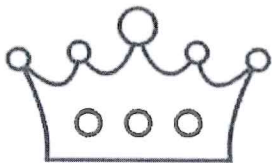
___ocks




___ush




___own




___own



___um




___og



___y



___ue



___apes

Name: _____

Summer Words

Write the summer words in ABC order.

sun




1.



ball

2.

pool



3.



bike

4.

melon



5.



cone

6.

Name: _____



Read and Draw

Read the sentences and draw pictures to show the sentence you read.

Read	Draw
Pam likes to eat jam.	
The man has a hat.	
The rat ran to the van.	
The fat cat sat on a mat.	

Name: _____

I Can Read CVC Stories

Read the story, then answer the questions by completing the sentences.

Color the picture to match the story.

Jim's Pig

Jim got a pink pig.

His name is Kit.

Jim and Kit went to eat a big fig.


Kit, the pig, likes Jim.

Kit is a happy pink pig.




Jim got a pink _____.

cow




pig

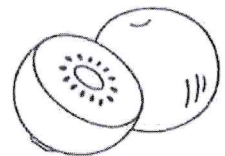


Jim and Kit went to eat a big _____.

fig



kiwi



Kit is a _____ pink pig.

happy



sad



Name: _____

I Can Read CVC Stories


Read the story, then answer the questions by completing the sentences.
Color the picture to match the story.

Jen and Her Pet

Jen has a pet hen.
One day, her hen got wet.
Jen took her pet to the vet.
The vet gave the hen ten treats.
After a long day, Jen and her pet
went home and went to bed.



Jen has a pet _____.




Jen and her pet
went to the _____.



The vet fed the hen
_____ treats.

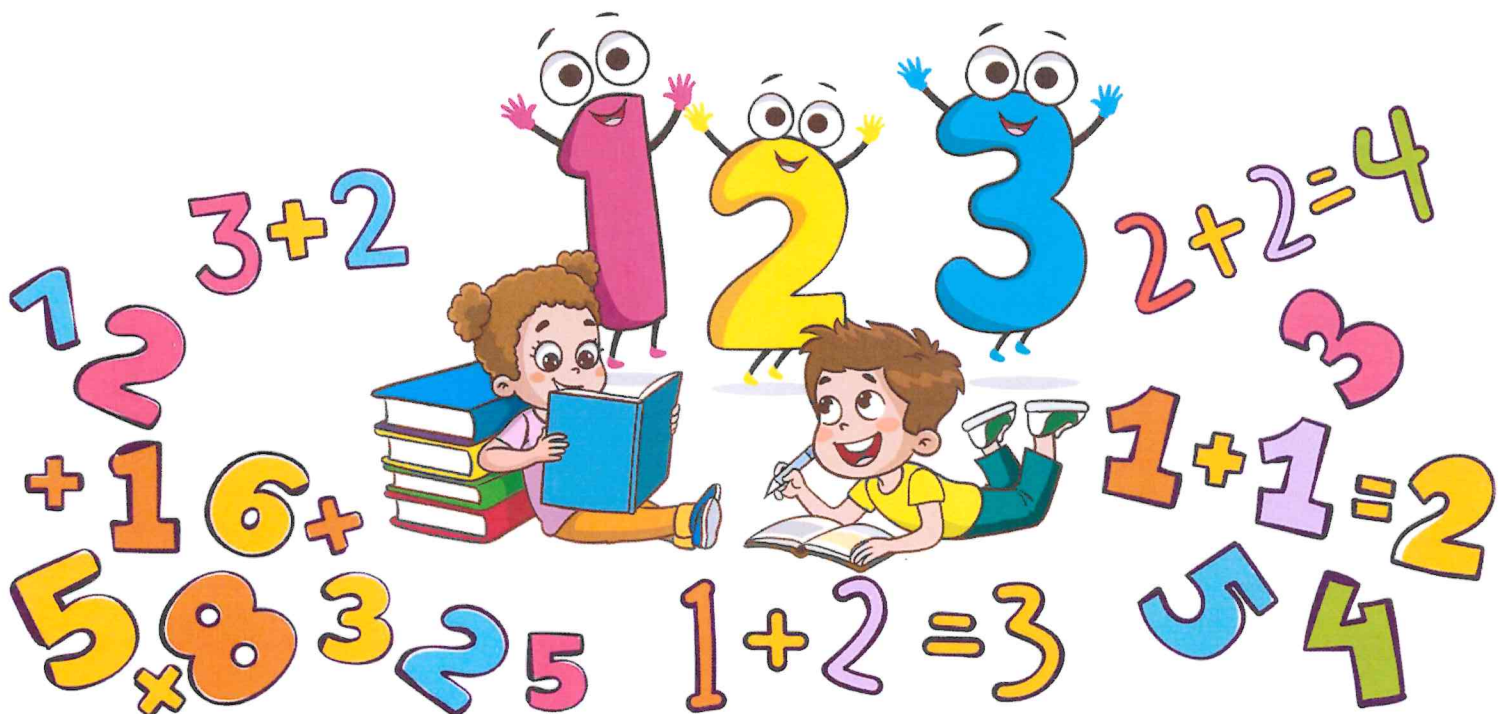




Practice for Incoming First Graders

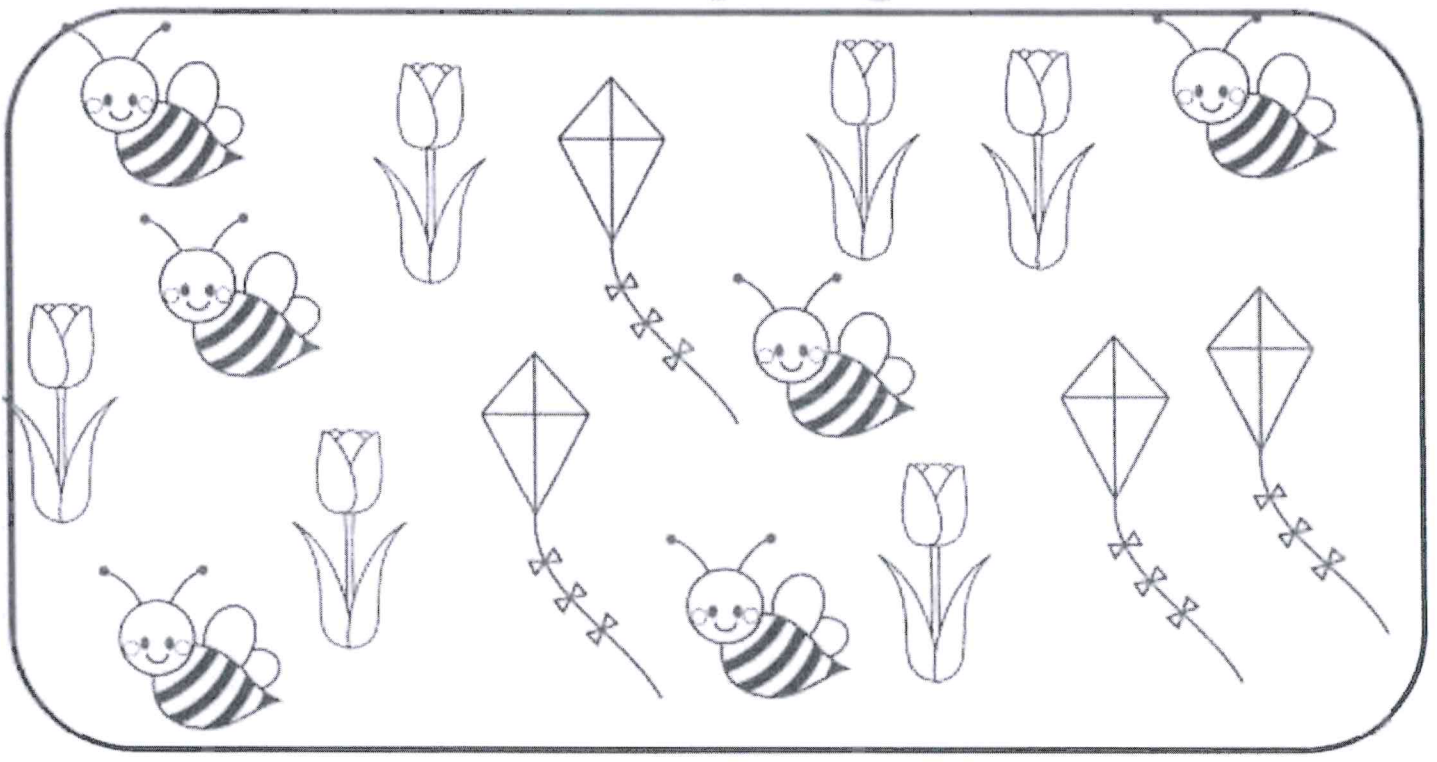
Incoming first graders should be working toward addition and subtraction fluency. We recommend purchasing or creating addition and subtraction flashcards for continual review. These flashcards should be used throughout the school year.

The following math pages are just a small suggestion of practice. Please continue practicing writing numbers and counting on a daily basis.



Name:

Summer Tallying Practice



Item	Count how many	Tally
		
		
		
		

Name: _____

Class: _____ Date: _____

MATH DRILLS: SUBTRACTION

$$\begin{array}{r} 9 \\ - 7 \\ \hline \end{array}$$

$$\begin{array}{r} 4 \\ - 3 \\ \hline \end{array}$$

$$\begin{array}{r} 6 \\ - 2 \\ \hline \end{array}$$

$$\begin{array}{r} 3 \\ - 1 \\ \hline \end{array}$$

$$\begin{array}{r} 8 \\ - 5 \\ \hline \end{array}$$

$$\begin{array}{r} 5 \\ - 2 \\ \hline \end{array}$$

$$\begin{array}{r} 6 \\ - 6 \\ \hline \end{array}$$

$$\begin{array}{r} 7 \\ - 4 \\ \hline \end{array}$$

$$\begin{array}{r} 9 \\ - 3 \\ \hline \end{array}$$

$$\begin{array}{r} 2 \\ - 0 \\ \hline \end{array}$$

$$\begin{array}{r} 3 \\ - 2 \\ \hline \end{array}$$

$$\begin{array}{r} 7 \\ - 3 \\ \hline \end{array}$$

$$\begin{array}{r} 9 \\ - 4 \\ \hline \end{array}$$

$$\begin{array}{r} 4 \\ - 2 \\ \hline \end{array}$$

$$\begin{array}{r} 6 \\ - 4 \\ \hline \end{array}$$

$$\begin{array}{r} 8 \\ - 6 \\ \hline \end{array}$$

$$\begin{array}{r} 9 \\ - 2 \\ \hline \end{array}$$

$$\begin{array}{r} 6 \\ - 3 \\ \hline \end{array}$$

$$\begin{array}{r} 9 \\ - 6 \\ \hline \end{array}$$

$$\begin{array}{r} 7 \\ - 5 \\ \hline \end{array}$$

$$\begin{array}{r} 8 \\ - 8 \\ \hline \end{array}$$

$$\begin{array}{r} 5 \\ - 4 \\ \hline \end{array}$$

$$\begin{array}{r} 7 \\ - 6 \\ \hline \end{array}$$

$$\begin{array}{r} 7 \\ - 2 \\ \hline \end{array}$$

$$\begin{array}{r} 5 \\ - 3 \\ \hline \end{array}$$

Name: _____

Grade: _____

Date: _____

One Digit Subtraction

Write the answers for the following single-digit subtractions

$$\begin{array}{r} 9 \\ - 1 \\ \hline \end{array}$$

$$\begin{array}{r} 7 \\ - 2 \\ \hline \end{array}$$

$$\begin{array}{r} 6 \\ - 1 \\ \hline \end{array}$$

$$\begin{array}{r} 2 \\ - 2 \\ \hline \end{array}$$

$$\begin{array}{r} 5 \\ - 1 \\ \hline \end{array}$$

$$\begin{array}{r} 8 \\ - 2 \\ \hline \end{array}$$

$$\begin{array}{r} 6 \\ - 3 \\ \hline \end{array}$$

$$\begin{array}{r} 8 \\ - 7 \\ \hline \end{array}$$

$$\begin{array}{r} 9 \\ - 6 \\ \hline \end{array}$$

$$\begin{array}{r} 7 \\ - 6 \\ \hline \end{array}$$

$$\begin{array}{r} 3 \\ - 2 \\ \hline \end{array}$$

$$\begin{array}{r} 9 \\ - 5 \\ \hline \end{array}$$

$$\begin{array}{r} 6 \\ - 2 \\ \hline \end{array}$$

$$\begin{array}{r} 4 \\ - 1 \\ \hline \end{array}$$

$$\begin{array}{r} 2 \\ - 0 \\ \hline \end{array}$$

$$\begin{array}{r} 8 \\ - 5 \\ \hline \end{array}$$

$$\begin{array}{r} 7 \\ - 2 \\ \hline \end{array}$$

$$\begin{array}{r} 5 \\ - 4 \\ \hline \end{array}$$

$$\begin{array}{r} 4 \\ - 1 \\ \hline \end{array}$$

$$\begin{array}{r} 9 \\ - 3 \\ \hline \end{array}$$




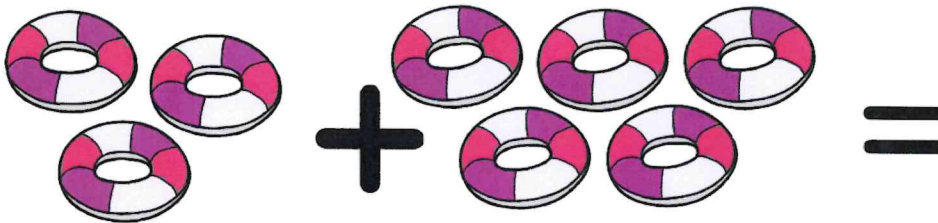

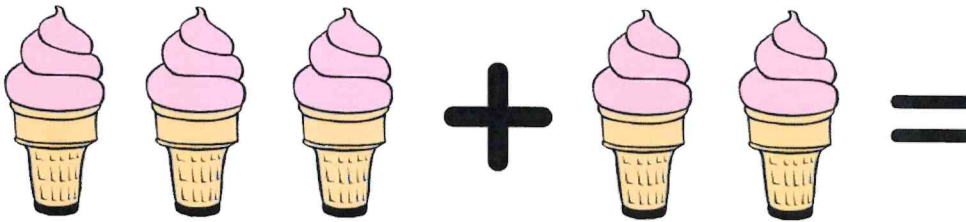

Summer Addition



Name: _____

Date: _____

Add the objects in each box and
write your answer after the equal (=) sign.



Name: _____

Class: _____ Date: _____

MATH DRILLS: ADDITION

$$\begin{array}{r} 6 \\ + 3 \\ \hline \end{array}$$

$$\begin{array}{r} 4 \\ + 5 \\ \hline \end{array}$$

$$\begin{array}{r} 2 \\ + 3 \\ \hline \end{array}$$

$$\begin{array}{r} 7 \\ + 1 \\ \hline \end{array}$$

$$\begin{array}{r} 0 \\ + 8 \\ \hline \end{array}$$

$$\begin{array}{r} 9 \\ + 2 \\ \hline \end{array}$$

$$\begin{array}{r} 6 \\ + 6 \\ \hline \end{array}$$

$$\begin{array}{r} 3 \\ + 4 \\ \hline \end{array}$$

$$\begin{array}{r} 7 \\ + 8 \\ \hline \end{array}$$

$$\begin{array}{r} 1 \\ + 5 \\ \hline \end{array}$$

$$\begin{array}{r} 4 \\ + 0 \\ \hline \end{array}$$

$$\begin{array}{r} 5 \\ + 3 \\ \hline \end{array}$$

$$\begin{array}{r} 7 \\ + 7 \\ \hline \end{array}$$

$$\begin{array}{r} 4 \\ + 9 \\ \hline \end{array}$$

$$\begin{array}{r} 2 \\ + 6 \\ \hline \end{array}$$

$$\begin{array}{r} 4 \\ + 7 \\ \hline \end{array}$$

$$\begin{array}{r} 6 \\ + 9 \\ \hline \end{array}$$

$$\begin{array}{r} 6 \\ + 3 \\ \hline \end{array}$$

$$\begin{array}{r} 8 \\ + 9 \\ \hline \end{array}$$

$$\begin{array}{r} 4 \\ + 2 \\ \hline \end{array}$$

$$\begin{array}{r} 3 \\ + 3 \\ \hline \end{array}$$

$$\begin{array}{r} 6 \\ + 4 \\ \hline \end{array}$$

$$\begin{array}{r} 8 \\ + 6 \\ \hline \end{array}$$

$$\begin{array}{r} 7 \\ + 3 \\ \hline \end{array}$$

$$\begin{array}{r} 9 \\ + 9 \\ \hline \end{array}$$

Name: _____

Class: _____ Date: _____

MATH DRILLS: SUBTRACTION

$$\begin{array}{r} 9 \\ - 7 \\ \hline \end{array}$$

$$\begin{array}{r} 4 \\ - 3 \\ \hline \end{array}$$

$$\begin{array}{r} 6 \\ - 2 \\ \hline \end{array}$$

$$\begin{array}{r} 3 \\ - 1 \\ \hline \end{array}$$

$$\begin{array}{r} 8 \\ - 5 \\ \hline \end{array}$$

$$\begin{array}{r} 5 \\ - 2 \\ \hline \end{array}$$

$$\begin{array}{r} 6 \\ - 6 \\ \hline \end{array}$$

$$\begin{array}{r} 7 \\ - 4 \\ \hline \end{array}$$

$$\begin{array}{r} 9 \\ - 3 \\ \hline \end{array}$$

$$\begin{array}{r} 2 \\ - 0 \\ \hline \end{array}$$

$$\begin{array}{r} 3 \\ - 2 \\ \hline \end{array}$$

$$\begin{array}{r} 7 \\ - 3 \\ \hline \end{array}$$

$$\begin{array}{r} 9 \\ - 4 \\ \hline \end{array}$$

$$\begin{array}{r} 4 \\ - 2 \\ \hline \end{array}$$

$$\begin{array}{r} 6 \\ - 4 \\ \hline \end{array}$$

$$\begin{array}{r} 8 \\ - 6 \\ \hline \end{array}$$

$$\begin{array}{r} 9 \\ - 2 \\ \hline \end{array}$$

$$\begin{array}{r} 6 \\ - 3 \\ \hline \end{array}$$

$$\begin{array}{r} 9 \\ - 6 \\ \hline \end{array}$$

$$\begin{array}{r} 7 \\ - 5 \\ \hline \end{array}$$

$$\begin{array}{r} 8 \\ - 8 \\ \hline \end{array}$$

$$\begin{array}{r} 5 \\ - 4 \\ \hline \end{array}$$

$$\begin{array}{r} 7 \\ - 6 \\ \hline \end{array}$$

$$\begin{array}{r} 7 \\ - 2 \\ \hline \end{array}$$

$$\begin{array}{r} 5 \\ - 3 \\ \hline \end{array}$$

Name: _____

Grade: _____

Date: _____

One Digit Subtraction

Write the answers for the following single-digit subtractions

$$\begin{array}{r} 9 \\ - 1 \\ \hline \end{array}$$

$$\begin{array}{r} 7 \\ - 2 \\ \hline \end{array}$$

$$\begin{array}{r} 6 \\ - 1 \\ \hline \end{array}$$

$$\begin{array}{r} 2 \\ - 2 \\ \hline \end{array}$$

$$\begin{array}{r} 5 \\ - 1 \\ \hline \end{array}$$

$$\begin{array}{r} 8 \\ - 2 \\ \hline \end{array}$$

$$\begin{array}{r} 6 \\ - 3 \\ \hline \end{array}$$

$$\begin{array}{r} 8 \\ - 7 \\ \hline \end{array}$$

$$\begin{array}{r} 9 \\ - 6 \\ \hline \end{array}$$

$$\begin{array}{r} 7 \\ - 6 \\ \hline \end{array}$$

$$\begin{array}{r} 3 \\ - 2 \\ \hline \end{array}$$

$$\begin{array}{r} 9 \\ - 5 \\ \hline \end{array}$$

$$\begin{array}{r} 6 \\ - 2 \\ \hline \end{array}$$

$$\begin{array}{r} 4 \\ - 1 \\ \hline \end{array}$$

$$\begin{array}{r} 2 \\ - 0 \\ \hline \end{array}$$

$$\begin{array}{r} 8 \\ - 5 \\ \hline \end{array}$$

$$\begin{array}{r} 7 \\ - 2 \\ \hline \end{array}$$

$$\begin{array}{r} 5 \\ - 4 \\ \hline \end{array}$$

$$\begin{array}{r} 4 \\ - 1 \\ \hline \end{array}$$

$$\begin{array}{r} 9 \\ - 3 \\ \hline \end{array}$$