



Dear Almost Second Graders,

I hope you have a wonderful summer, and you are excited to start second grade in August! Remember to bring back your packet when we start the new year, and you will receive a special treat. I will enjoy looking at the work you have done. Parents don't feel like you need to do every page. This is simply to keep their minds sharp over the summer. Most importantly they need to be reading every day!!!!

Enjoy the sunshine and summer fun. We will be so excited to see you on the first day of school!

Love,

Mrs. Kathy and Mrs. Jennifer

ello
second
GRADE

Study List
Lesson 29

Letters and Sounds

Aa, Bb, Cc, Dd, Ee, Ff, Gg, Hh, Ii, Jj, Kk, Ll, Mm, Nn, Oo, Pp,
Qq, Rr, Ss, Tt, Uu, Vv, Ww, Xx, Yy, Zz

Blends

pa, pe, pi, po, pu, ma, me, mi, mo, mu
sa, se, si, so, su, ta, te, ti, to, tu, ca, ke, ki, co, cu, na, ne, ni, no, nu
fa, fe, fi, fo, fu, ba, be, bi, bo, bu, ga, ge, gi, go, gu; ra, re, ri, ro, ru
da, de, di, do, du, ja, je, ji, jo, ju, ha, he, hi, ho, hu, la, le, li, lo, lu,
wa, we, wi, wo, wu, va, ve, vi, vo, vu, za, ze, zi, zo, zu, ya, ye, yi; yo, yu
qua, que, qui, quo

Words

pit, sit, fit, tip, mitt, mat, pot, spot, stop, nap, cap, cat, it, pin, bit, tin, mitten,
muffin, cabin, picnic, button, glad, glass, grass, grab, tag, bag, big, bug, tag,
gas, pig, grin, rabbit, rag, rat, red, rest, rib, rid, rob, rust, ribbon, robin, rabbit, frog,
frost, dad, dig, sled, drag, dress, dent, end, grand, grin, drink, duck, drank,
jacket, jam, jest, job, jump, just, jump, jet, next, exit, oxen, left, best, belt, west,
nest, smell, kept, held, his, hog, hot, hill, hat, hop, pluck, unlock, sunk, spun,
bump, stump, lump, swam, swift, twig, twins, wagon, went, west, wind, windmill,
buzz, fizz, jazz, zigzag, zip, zap, vanilla, van, vest, vet, visit, quit, quick, quack,
quilt, yank, yet, yell

Sight Words

I, like, the, and, see, we, a, to, come, me, you, what, are, now, is, of, so, how,
many, where, find, this, from, came, but, on, will, be, into, that, your, who, go,
for, here, they, soon, up, make, play, them, give, say, new, said, was, then,
good, ate, could, she, all, over, her, when, some, he, no, away, by, must, there,
do, down, went, little, just, only, have, help, one, every, ask, walk, look, very,
their, saw, put, out, off, take, our, day, too, show

Sentences


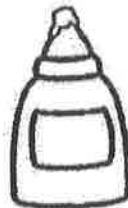

We will get off the bus.
I am going to take a trip in the spring.
Can we get the mud off of our hands?
Friday is Show and Tell day!
I will pet the dog and Ted will pet him too.

Name: _____

Directions: Write and spell out the words for each picture. All pictures have a long vowel sound.



I LONG for Summer



Number Riddles


Directions: Read the clues to help you solve the riddle.
Write the answer on the line.

I am thinking of a number. It is greater than 43. It is less than 45. What number is it? _____	I am thinking of a number. It is less than 10. It is odd. It is more than 7. What number is it? _____
I am thinking of a number. It is more than 70. It is less than 80. It has a 6 in the ones place. What number is it? _____	I am thinking of a number. It is less than 80. It is greater than 70. It has a 5 in the ones place. What number is it? _____
I am thinking of a number. It is less than 20. It has a 1 in the ones place. It is greater than 10. What number is it? _____	I am thinking of a number. It is less than 30. It is greater than 20. It has a 8 in the ones place. What number is it? _____
I am thinking of a number. It is greater than 90. It is less than 100. It has a 7 in the ones place. What number is it? _____	I am thinking of a number. It has a 3 in the tens place. It has a 0 in the ones place. What number is it? _____
I am thinking of a number. It has a 5 in the ones place. It has a 8 in the tens place. What number is it? _____	I am thinking of a number. It has a 4 in the ones place. It has a 9 in the tens place. What number is it? _____

Name: _____

Nouns, Verbs and Adjectives!

Directions: Cut, paste and sort into the correct columns.



Nouns



Verbs



Adjectives

©Annie Moffatt @ The Moffatt Girls 2014

Directions: Use the nouns, verbs and adjectives to write three complete sentences.

1. _____

2. _____

3. _____













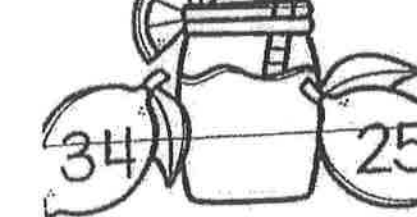
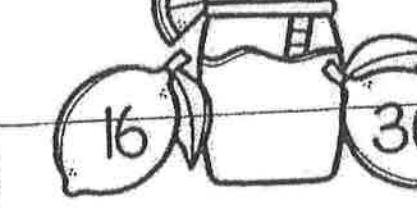
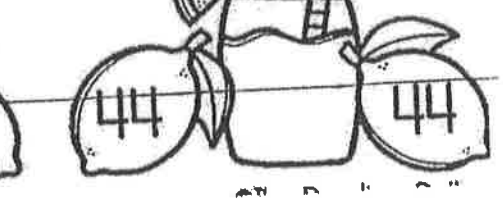
Week 4: Day 3

shell	run	beach	build	dolphin
swim	sun	salty	tall	windy
happy	sandy	make	crab	smile

Name: _____

Directions: Compare the numbers using $>$, $<$, or $=$.

Comparing Lemons

 25 17	 36 40	 11 29
 18 71	 16 16	 61 59
 45 55	 90 80	 51 51
 66 76	 86 96	 21 19
 34 25	 16 36	 44 44

Name: _____

Buckets of Crabs



Directions: Look at the number on each bucket.
Use the chart to make a new number.



1 more	
1 less	
10 more	
10 less	
100 more	



1 more	
1 less	
10 more	
10 less	
100 more	



1 more	
1 less	
10 more	
10 less	
100 more	



1 more	
1 less	
10 more	
10 less	
100 more	



1 more	
1 less	
10 more	
10 less	
100 more	



1 more	
1 less	
10 more	
10 less	
100 more	

Summer Treats

Name: _____

Direction: Find the sum of each number sentence. Then, use the color key to color the picture.

pink	yellow	blue	red	brown
1	2	3	4	5
6	7	8	9	10

PROPER NOUNS

Aug Day 4

Read the words in each box.
Circle the word or phrase in each box that is a proper noun and needs a capital letter.
Hint: Names of people, months, and days of the week are all proper nouns

sam doll car	map monday marbles	beach august sand
susie surfboard saltwater	june waterpark slide	lemonade driving friday
chipmunk simon singing	sunday water ice cube	miss swanson teacher vacation

Write a sentence that includes two proper nouns:

Aug Day

PROPER NOUNS

Read the words in each box.

Circle the word or phrase in each box that is a proper noun and needs a capital letter.

Hint: Names of people, months, and days of the week are all proper nouns.

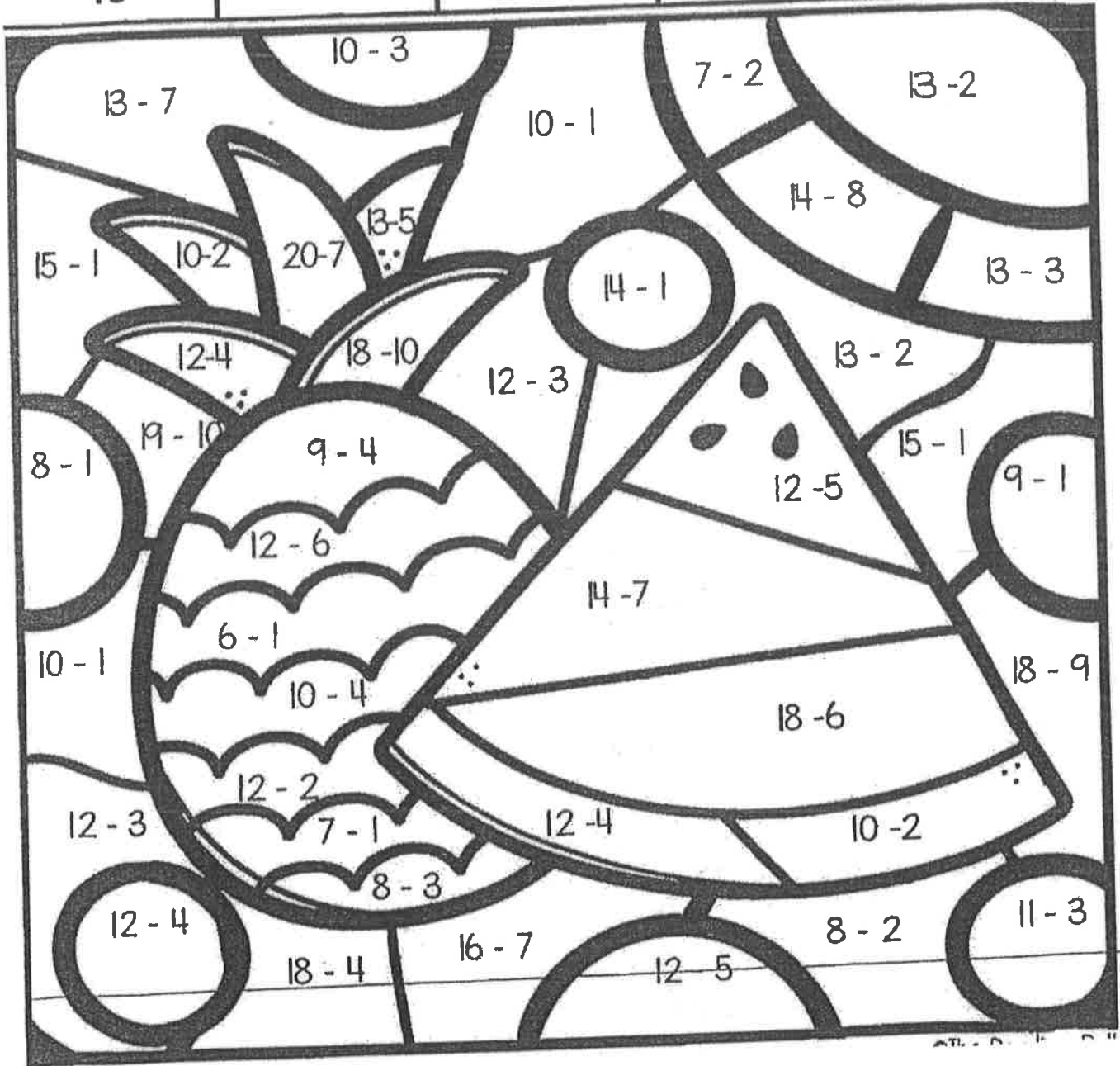
monday money monkey	soda sara songs	diner december days
fins face friday	maria markers math	ape adam airplane
camping carol car	thursday things table	school socks september

Write a sentence that includes two proper nouns:

Name: _____
 Direction: Find the sum of each number sentence. Then, use the color key to color the picture.

Fruity Summer

orange	yellow	red	green	purple
5	6	7	8	9
10	11	12	13	14



Name _____

Popsicle Letters!



Directions: Cut out the letters at the bottom of the page. Use the letter tiles to make new words. Write your new words according to the number of letters in each word.

2 Letters

3 Letters


4 Letters

5 Letters

p o p s i c l e s

Name _____

SUMMER Addition



Directions: Add the 3 addends and write the sum.

$$\begin{array}{r} 3 \\ 7 \\ +5 \\ \hline \end{array}$$

$$\begin{array}{r} 4 \\ 9 \\ +1 \\ \hline \end{array}$$

$$\begin{array}{r} 9 \\ 1 \\ +5 \\ \hline \end{array}$$

$$\begin{array}{r} 4 \\ 2 \\ +5 \\ \hline \end{array}$$

$$\begin{array}{r} 6 \\ 6 \\ +3 \\ \hline \end{array}$$

$$\begin{array}{r} 8 \\ 2 \\ +7 \\ \hline \end{array}$$

$$\begin{array}{r} 5 \\ 5 \\ +5 \\ \hline \end{array}$$

$$\begin{array}{r} 6 \\ 4 \\ +9 \\ \hline \end{array}$$

$$\begin{array}{r} 5 \\ 3 \\ +7 \\ \hline \end{array}$$

$$\begin{array}{r} 3 \\ 7 \\ +3 \\ \hline \end{array}$$

$$\begin{array}{r} 4 \\ 4 \\ +8 \\ \hline \end{array}$$

$$\begin{array}{r} 7 \\ 7 \\ +1 \\ \hline \end{array}$$

$$\begin{array}{r} 9 \\ 1 \\ +4 \\ \hline \end{array}$$

$$\begin{array}{r} 3 \\ 8 \\ +2 \\ \hline \end{array}$$


$$\begin{array}{r} 4 \\ 8 \\ +2 \\ \hline \end{array}$$

$$\begin{array}{r} 6 \\ 5 \\ +4 \\ \hline \end{array}$$

Bar Graphing Ice Cream

Directions: The students voted for their favorite ice cream flavor.

Use the bar graph to help you answer the questions below.



1. Which flavor did the students like best?

2. Which flavor was the least favorite?

3. How many children liked mint and lemon?

4. How many more children liked chocolate than strawberry?

5. How many children are in the class?



©TheReadingDolphin

Name: _____

Directions: Rewrite the sentence using correct capitalization and punctuation.

Fixing Sentences

1. the boy, jack, will be going to the beach today

2. i cant wait to go to the beach

3. what will you bring with you to the beach

4. dont forget to put on sunscreen

5. do you think ill be able to see a starfish

Name: _____

Directions: Read the word problems. Use what you know to solve them.

'SUM' SUMMER PROBLEMS

Jack bought 3 scoops of vanilla, 4 scoops of chocolate, and 5 scoops of strawberry. How many scoops of ice cream did Jack buy?



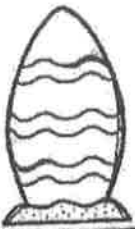
_____ scoops

Harry collected starfish. He collected 6 pink starfish, 2 red starfish, and 1 blue starfish. How many seashells did Harry collect?



_____ starfish

Betsy saw many surf boards. She saw 1 white surfboards 3 orange surfboards, and 7 blue surfboards. How many surfboards did Betsy see?



_____ surfboards

Ann saw 7 pink sunglasses, 4 green sunglasses, and 2 purple sunglasses at the beach. How many sunglasses did Ann see?




_____ sunglasses

Jack drank 3 glasses of lemonade. Harry drank 4 classes of lemonade. Betsy drank 2 glasses of lemonade. How many glasses of lemonade did they drink altogether?



_____ glasses

Dana packed 3 shirts, 2 swimsuits, and 4 dresses to take to the beach. How many clothes did Dana bring in all?




_____ clothes

OPINION WRITING CHECKLIST

Writing Title: _____




I introduced the topic.



I wrote my opinion about the topic.




I gave a few reasons to support my opinion.



I used linking words to connect ideas.



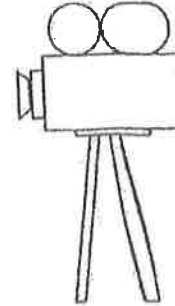

I wrote a closing statement or section.



I re-read my writing and made changes to make it even better.

Name: _____

Organize Your Opinion



My favorite movie is... _____

Reason 1

Reason 2

Name: _____

Date: _____

My Favorite Movie


Draw a picture of your favorite movie here



Write your opinion about your favorite movie.

Handwriting practice lines consisting of solid top and bottom lines with a dashed middle line. There are five sets of these lines provided for writing.

clipart by Scrappin Doodles

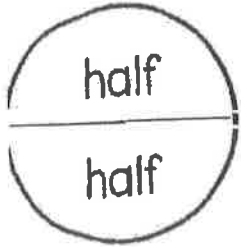


©Tallott

clipart by ScrapPin Doodles

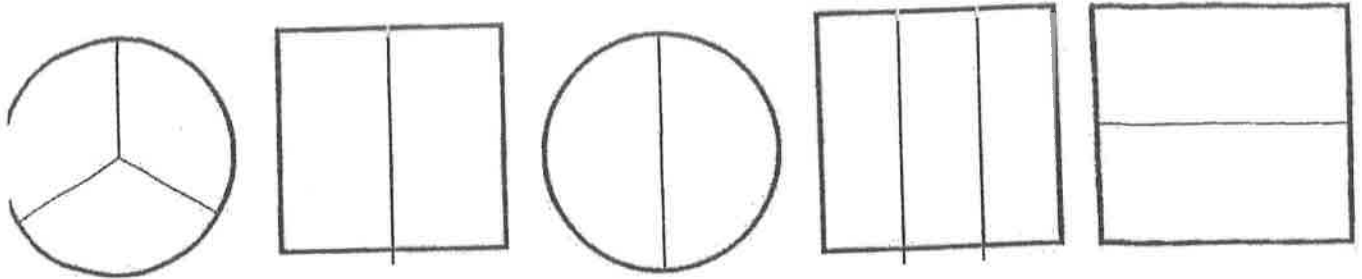
Name: _____

Summer Halves

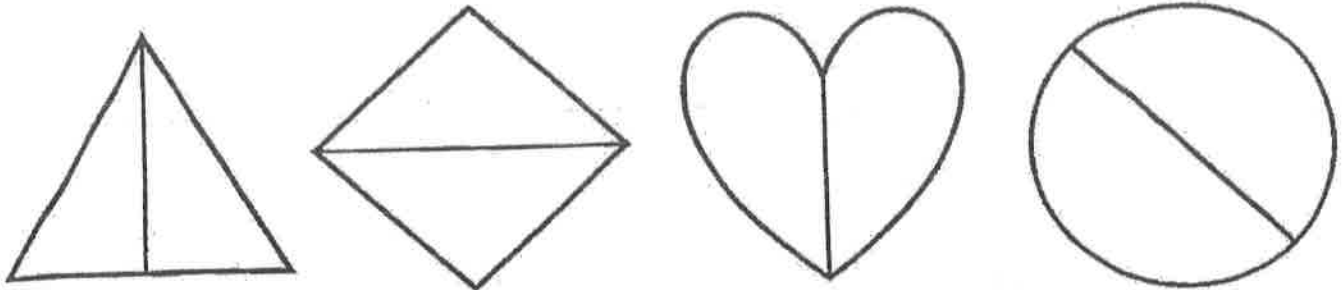


A half is 1 of 2 equal parts that make a whole.


Circle the shapes that are partition in halves.



Color one half of each shape.



Partition each object into half and color one half.

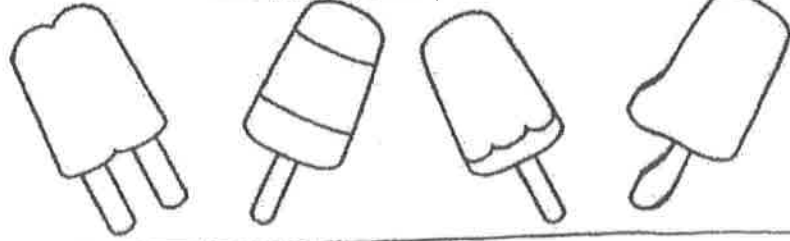


Name _____



Summer Sentences

Directions: Fix each sentence and rewrite it in your best handwriting. Remember to start with a capital letter and end with the correct punctuation.



1. i like summer

2. do you like to eat popsicles when it is hot

3. we go camping during summer vacation

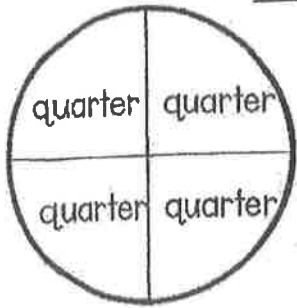
4. it is too hot to go outside

5. did you build a sandcastle today

6. i caught a fish

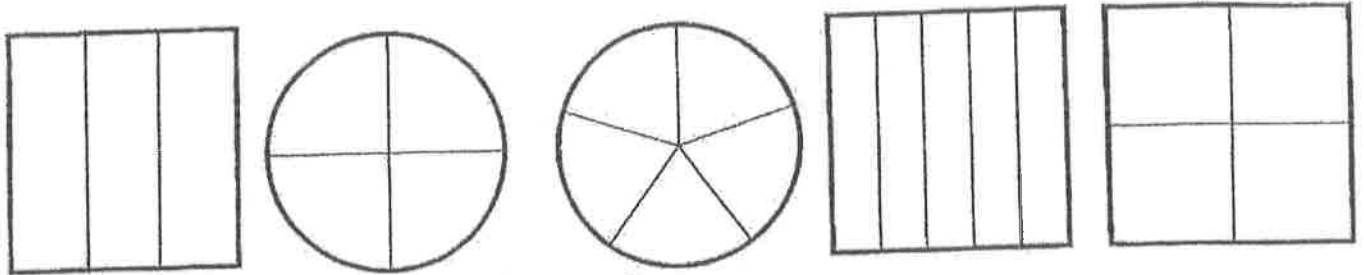
Name: _____

Summer Quarter

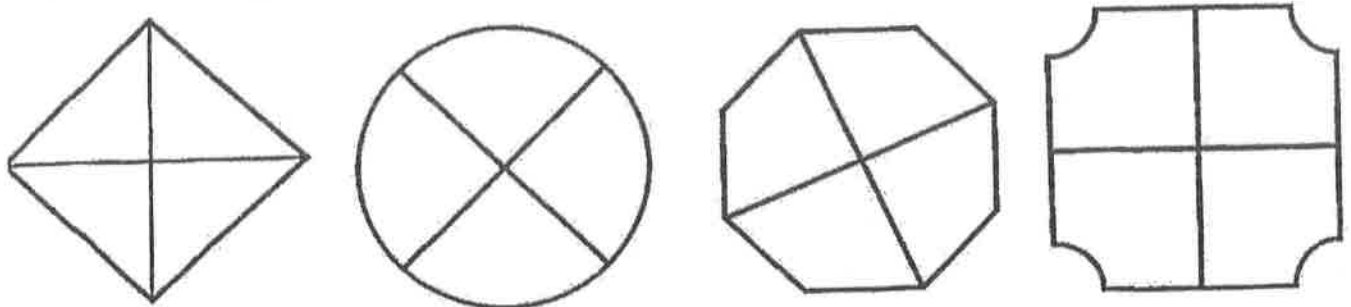


A quarter is 1 of 4 equal parts that make a whole.


Circle the shapes that are partition in quarter.



Color one quarter of each shape.



Partition each object into quarter and color one quarter.



_____ 's Personal Word Wall

Aa a about after all also an and am any as at	Bb back be because but by	Cc can come could	Dd day do	Ee even
Ff first for from	Gg get give go good	Hh have he her him his how	Ii I if in into it its	Jj just
Kk know	Ll like look	Mm make me most my	Nn new no not now	Oo of on only or one other our

Pp	Qq	Rr	Ss	Tt
person			say see she so some	take think than this then them that these
Uu	Vv	Ww	Xx	Yy
up us use		want way we well what when		year you your
Zz	Numbers	Colors	Family words	Places
	0 zero 1 one 2 two 3 three 4 four 5 five	red orange yellow green blue purple	mom dad mother father brother sister	house school park playground beach zoo

August ^{Days} 10, 11, 12

Getting Ready
for 2nd Grade Writing!



The Word Wall on the following pages contains 100 of the most frequently written words in the English language. These are words you will write often in 2nd grade.

You will practice learning and remembering how to spell these words. Each month you will pick 10 more words. Some are easy to sound out and others you just have to memorize!

For August:


- Day 10: Choose 10 words that might be tricky to spell. Write the words 3 times each.
 - Day 11: Test yourself (or have someone else test you!) on the beach ball page.
 - Day 12: Pick 4 words and write sentences.
-

Name _____

1.		
2.		
3.		
4.		
5.		
6.		
7.		
8.		
9.		
10.		

SUMMER TIME!

Directions: Draw hands on the clocks to match the digital time.



 7:30	 1:30	 9:30	 5:30
 10:30	A cartoon illustration of a boy and a girl sitting on a bench. The boy is on the left, the girl is on the right, and a dog is sitting between them.		 3:30
 6:30			 8:30
 11:30	 12:30	 4:30	 2:30


Name: _____

Directions: Write the time inside each box.




ime Reading Dotlan

More Summer Time




:
:



:
:



:
:



:
:



:
:



:
:




:
:




:
:




:
:



:
:



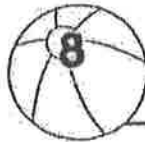
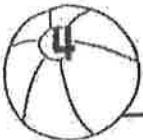
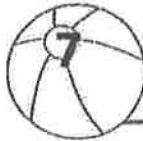
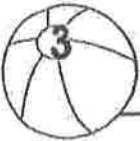
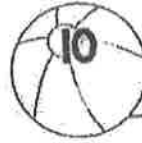
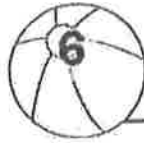
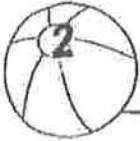
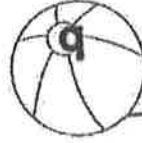
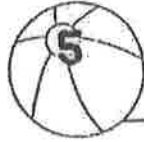
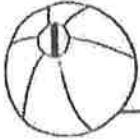
:
:



:
:

NAME _____


Directions: Write your spelling words below.



Name: _____

Directions: Color the correct quantity of dimes to buy the item.

Summer Essentials



Name: _____

5¢



Directions: Color the correct quantity of nickels for each clothing.

Summer Shopping



35¢

15¢

10¢

40¢

30¢

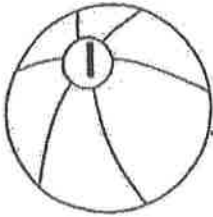
20¢

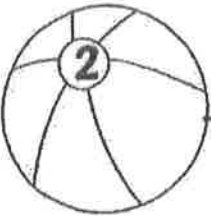
5¢

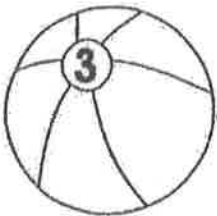
55¢

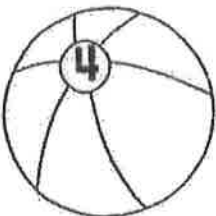
NAME _____

Directions: Pick four spelling words and use each in a sentence below.









Name: _____

Direction: Read the word problem and use the coins to find the solution.

SUMMER Change

Jack wanted to buy a popsicle. He had 20¢ and the popsicle cost 15¢. After buying the ice cream, how much does Jack have left?



_____ ¢

Sally needed to buy sunglasses for beach day. The sunglasses cost 8¢. She has 10¢. How much will Sally have left after buying the sunglasses?



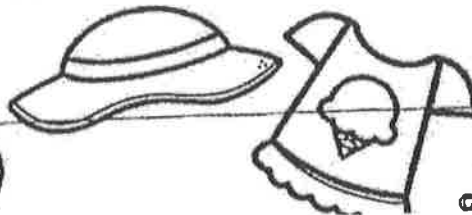
_____ ¢

Ron is selling lemonade for 2¢ each glass. His friend Ann bought a glass and gave him nickel. How much does Ron give her for change?



_____ ¢

Jane bought a hat and shirt for beach day. The hat cost 30¢ and shirt cost 40¢. She gave \$1.00. How much did Jane get back as change?



_____ ¢
©The Reading Dollar

Name: _____

Summer Syllables

Directions: Color the number of syllables for each picture.

shovel




① ② ③ ④

lemonade




① ② ③ ④

watermelon




① ② ③ ④

towel



① ② ③ ④

starfish




① ② ③ ④

bucket



① ② ③ ④

sandcastle



① ② ③ ④

pineapple



① ② ③ ④

umbrella



① ② ③ ④

strawberry



① ② ③ ④

sandals



① ② ③ ④

sunglasses



① ② ③ ④

Name: _____



©TheReadingDoll.com

Doubly Delicious

Directions: Read the two-syllable words. First read the first syllable (underlined). Then read the second syllable (non underlined). Finally, put them together.



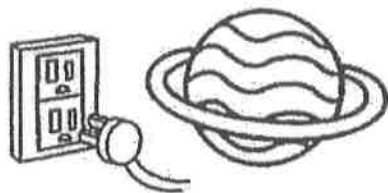
swimsuit




slippers




blanket




planet



pretzel



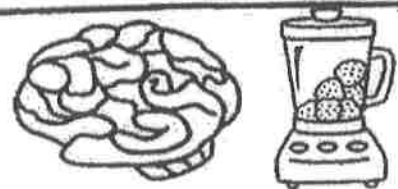
cricket



princess



freckle




blender



glasses



dragon



princess




Name: _____

#38

Directions: Read the table and answer the questions.

Summer Fruits



Fruits Sold	
pineapple	
watermelon	
strawberry	

1. Write down the total sold for each fruit.

_____ pineapple _____ watermelon

_____ strawberry

2. Which fruit was sold the LEAST? _____

3. Which fruit was sold the MOST? _____

4. How many fruits were sold altogether? _____

Transitions/Linking Words

- after that
- afterward
- again
- along with
- although
- also
- as a result
- as soon as
- as well as
- at first
- at last
- because
- before
- besides
- beyond
- but
- clearly
- during
- especially
- except
- even though
- finally
- first
- first of all
- fortunately
- frequently
- furthermore
- gradually
- however
- in addition
- in fact
- in other words
- in the end
- in the first place
- in the meantime
- including
- instead
- it started when
- later
- later on
- last
- meanwhile
- nearly
- next
- of course
- once
- one way
- otherwise
- overall
- second
- since
- soon
- still
- suddenly
- to begin with
- then
- therefore
- third
- until
- usually
- when
- while
- you see

Beginning of the School Year ~ Narrative Prewriting Graphic Organizer

Topic Sentence:

I had a _____ summer!

What did you do?
First,

What did you do?
Next,

What did you do?
Last,

Conclusion:

Summer was _____!

Build a Silly Sentence!

Roll the dice. Read your silly sentence. Write your silly sentence and illustrate it here!

1

Who?

2

Did what?


3


Where?

4

When?

Four sets of handwriting lines for writing a sentence. Each set consists of a solid top line, a dashed middle line, and a solid bottom line.





Be able to do in 6min.

Fact Homework

Name _____

Saxon Math 2 (for use with Lesson 80-1)

A100: 100 Addition Facts Corrected by _____

1	$\begin{array}{r} 9 \\ + 1 \\ \hline \end{array}$	$\begin{array}{r} 2 \\ + 2 \\ \hline \end{array}$	$\begin{array}{r} 6 \\ + 4 \\ \hline \end{array}$	$\begin{array}{r} 5 \\ + 1 \\ \hline \end{array}$	$\begin{array}{r} 0 \\ + 7 \\ \hline \end{array}$	$\begin{array}{r} 9 \\ + 9 \\ \hline \end{array}$	$\begin{array}{r} 7 \\ + 3 \\ \hline \end{array}$	$\begin{array}{r} 1 \\ + 6 \\ \hline \end{array}$	$\begin{array}{r} 2 \\ + 5 \\ \hline \end{array}$	$\begin{array}{r} 5 \\ + 4 \\ \hline \end{array}$
---	---	---	---	---	---	---	---	---	---	---

2	$\begin{array}{r} 9 \\ + 4 \\ \hline \end{array}$	$\begin{array}{r} 2 \\ + 0 \\ \hline \end{array}$	$\begin{array}{r} 8 \\ + 7 \\ \hline \end{array}$	$\begin{array}{r} 4 \\ + 1 \\ \hline \end{array}$	$\begin{array}{r} 6 \\ + 6 \\ \hline \end{array}$	$\begin{array}{r} 7 \\ + 8 \\ \hline \end{array}$	$\begin{array}{r} 3 \\ + 2 \\ \hline \end{array}$	$\begin{array}{r} 9 \\ + 8 \\ \hline \end{array}$	$\begin{array}{r} 0 \\ + 8 \\ \hline \end{array}$	$\begin{array}{r} 4 \\ + 6 \\ \hline \end{array}$
---	---	---	---	---	---	---	---	---	---	---

3	$\begin{array}{r} 5 \\ + 2 \\ \hline \end{array}$	$\begin{array}{r} 3 \\ + 9 \\ \hline \end{array}$	$\begin{array}{r} 0 \\ + 6 \\ \hline \end{array}$	$\begin{array}{r} 8 \\ + 1 \\ \hline \end{array}$	$\begin{array}{r} 3 \\ + 3 \\ \hline \end{array}$	$\begin{array}{r} 7 \\ + 4 \\ \hline \end{array}$	$\begin{array}{r} 7 \\ + 0 \\ \hline \end{array}$	$\begin{array}{r} 1 \\ + 5 \\ \hline \end{array}$	$\begin{array}{r} 6 \\ + 7 \\ \hline \end{array}$	$\begin{array}{r} 2 \\ + 3 \\ \hline \end{array}$
---	---	---	---	---	---	---	---	---	---	---

4	$\begin{array}{r} 1 \\ + 0 \\ \hline \end{array}$	$\begin{array}{r} 5 \\ + 5 \\ \hline \end{array}$	$\begin{array}{r} 7 \\ + 6 \\ \hline \end{array}$	$\begin{array}{r} 3 \\ + 4 \\ \hline \end{array}$	$\begin{array}{r} 2 \\ + 1 \\ \hline \end{array}$	$\begin{array}{r} 9 \\ + 5 \\ \hline \end{array}$	$\begin{array}{r} 7 \\ + 2 \\ \hline \end{array}$	$\begin{array}{r} 4 \\ + 9 \\ \hline \end{array}$	$\begin{array}{r} 0 \\ + 3 \\ \hline \end{array}$	$\begin{array}{r} 6 \\ + 8 \\ \hline \end{array}$
---	---	---	---	---	---	---	---	---	---	---

5	$\begin{array}{r} 8 \\ + 2 \\ \hline \end{array}$	$\begin{array}{r} 3 \\ + 5 \\ \hline \end{array}$	$\begin{array}{r} 1 \\ + 7 \\ \hline \end{array}$	$\begin{array}{r} 0 \\ + 0 \\ \hline \end{array}$	$\begin{array}{r} 6 \\ + 2 \\ \hline \end{array}$	$\begin{array}{r} 5 \\ + 7 \\ \hline \end{array}$	$\begin{array}{r} 1 \\ + 4 \\ \hline \end{array}$	$\begin{array}{r} 8 \\ + 6 \\ \hline \end{array}$	$\begin{array}{r} 2 \\ + 9 \\ \hline \end{array}$	$\begin{array}{r} 5 \\ + 0 \\ \hline \end{array}$
---	---	---	---	---	---	---	---	---	---	---

6	$\begin{array}{r} 6 \\ + 3 \\ \hline \end{array}$	$\begin{array}{r} 0 \\ + 5 \\ \hline \end{array}$	$\begin{array}{r} 3 \\ + 7 \\ \hline \end{array}$	$\begin{array}{r} 4 \\ + 4 \\ \hline \end{array}$	$\begin{array}{r} 9 \\ + 2 \\ \hline \end{array}$	$\begin{array}{r} 1 \\ + 8 \\ \hline \end{array}$	$\begin{array}{r} 6 \\ + 5 \\ \hline \end{array}$	$\begin{array}{r} 2 \\ + 4 \\ \hline \end{array}$	$\begin{array}{r} 8 \\ + 8 \\ \hline \end{array}$	$\begin{array}{r} 0 \\ + 9 \\ \hline \end{array}$
---	---	---	---	---	---	---	---	---	---	---

7	$\begin{array}{r} 4 \\ + 2 \\ \hline \end{array}$	$\begin{array}{r} 7 \\ + 7 \\ \hline \end{array}$	$\begin{array}{r} 9 \\ + 0 \\ \hline \end{array}$	$\begin{array}{r} 9 \\ + 6 \\ \hline \end{array}$	$\begin{array}{r} 5 \\ + 8 \\ \hline \end{array}$	$\begin{array}{r} 0 \\ + 1 \\ \hline \end{array}$	$\begin{array}{r} 3 \\ + 6 \\ \hline \end{array}$	$\begin{array}{r} 7 \\ + 9 \\ \hline \end{array}$	$\begin{array}{r} 6 \\ + 0 \\ \hline \end{array}$	$\begin{array}{r} 4 \\ + 8 \\ \hline \end{array}$
---	---	---	---	---	---	---	---	---	---	---

8	$\begin{array}{r} 7 \\ + 1 \\ \hline \end{array}$	$\begin{array}{r} 2 \\ + 6 \\ \hline \end{array}$	$\begin{array}{r} 4 \\ + 7 \\ \hline \end{array}$	$\begin{array}{r} 1 \\ + 2 \\ \hline \end{array}$	$\begin{array}{r} 4 \\ + 5 \\ \hline \end{array}$	$\begin{array}{r} 8 \\ + 9 \\ \hline \end{array}$	$\begin{array}{r} 3 \\ + 0 \\ \hline \end{array}$	$\begin{array}{r} 8 \\ + 3 \\ \hline \end{array}$	$\begin{array}{r} 1 \\ + 9 \\ \hline \end{array}$	$\begin{array}{r} 5 \\ + 6 \\ \hline \end{array}$
---	---	---	---	---	---	---	---	---	---	---

9	$\begin{array}{r} 1 \\ + 1 \\ \hline \end{array}$	$\begin{array}{r} 3 \\ + 8 \\ \hline \end{array}$	$\begin{array}{r} 0 \\ + 2 \\ \hline \end{array}$	$\begin{array}{r} 5 \\ + 9 \\ \hline \end{array}$	$\begin{array}{r} 9 \\ + 3 \\ \hline \end{array}$	$\begin{array}{r} 2 \\ + 7 \\ \hline \end{array}$	$\begin{array}{r} 8 \\ + 0 \\ \hline \end{array}$	$\begin{array}{r} 4 \\ + 3 \\ \hline \end{array}$	$\begin{array}{r} 6 \\ + 9 \\ \hline \end{array}$	$\begin{array}{r} 1 \\ + 3 \\ \hline \end{array}$
---	---	---	---	---	---	---	---	---	---	---

10	$\begin{array}{r} 8 \\ + 5 \\ \hline \end{array}$	$\begin{array}{r} 4 \\ + 0 \\ \hline \end{array}$	$\begin{array}{r} 5 \\ + 3 \\ \hline \end{array}$	$\begin{array}{r} 2 \\ + 8 \\ \hline \end{array}$	$\begin{array}{r} 3 \\ + 1 \\ \hline \end{array}$	$\begin{array}{r} 7 \\ + 5 \\ \hline \end{array}$	$\begin{array}{r} 9 \\ + 7 \\ \hline \end{array}$	$\begin{array}{r} 0 \\ + 4 \\ \hline \end{array}$	$\begin{array}{r} 8 \\ + 4 \\ \hline \end{array}$	$\begin{array}{r} 6 \\ + 1 \\ \hline \end{array}$
----	---	---	---	---	---	---	---	---	---	---

This page may not be reproduced without permission of Harcourt Achieve Inc.

Name _____ Score _____

Saxon Math 2 (for use with Lesson 110-2)

S100: 100 Subtraction Facts

- | | | | | | | | | | | |
|----|--|--|--|--|--|--|--|--|--|--|
| 1 | $\begin{array}{r} 7 \\ - 1 \\ \hline \end{array}$ | $\begin{array}{r} 10 \\ - 4 \\ \hline \end{array}$ | $\begin{array}{r} 9 \\ - 0 \\ \hline \end{array}$ | $\begin{array}{r} 16 \\ - 9 \\ \hline \end{array}$ | $\begin{array}{r} 5 \\ - 4 \\ \hline \end{array}$ | $\begin{array}{r} 12 \\ - 6 \\ \hline \end{array}$ | $\begin{array}{r} 9 \\ - 7 \\ \hline \end{array}$ | $\begin{array}{r} 11 \\ - 3 \\ \hline \end{array}$ | $\begin{array}{r} 8 \\ - 2 \\ \hline \end{array}$ | $\begin{array}{r} 6 \\ - 6 \\ \hline \end{array}$ |
| 2 | $\begin{array}{r} 9 \\ - 4 \\ \hline \end{array}$ | $\begin{array}{r} 6 \\ - 3 \\ \hline \end{array}$ | $\begin{array}{r} 11 \\ - 6 \\ \hline \end{array}$ | $\begin{array}{r} 10 \\ - 2 \\ \hline \end{array}$ | $\begin{array}{r} 6 \\ - 1 \\ \hline \end{array}$ | $\begin{array}{r} 12 \\ - 8 \\ \hline \end{array}$ | $\begin{array}{r} 2 \\ - 0 \\ \hline \end{array}$ | $\begin{array}{r} 9 \\ - 3 \\ \hline \end{array}$ | $\begin{array}{r} 7 \\ - 2 \\ \hline \end{array}$ | $\begin{array}{r} 6 \\ - 5 \\ \hline \end{array}$ |
| 3 | $\begin{array}{r} 5 \\ - 5 \\ \hline \end{array}$ | $\begin{array}{r} 11 \\ - 4 \\ \hline \end{array}$ | $\begin{array}{r} 4 \\ - 2 \\ \hline \end{array}$ | $\begin{array}{r} 15 \\ - 9 \\ \hline \end{array}$ | $\begin{array}{r} 8 \\ - 0 \\ \hline \end{array}$ | $\begin{array}{r} 10 \\ - 6 \\ \hline \end{array}$ | $\begin{array}{r} 14 \\ - 5 \\ \hline \end{array}$ | $\begin{array}{r} 9 \\ - 9 \\ \hline \end{array}$ | $\begin{array}{r} 4 \\ - 0 \\ \hline \end{array}$ | $\begin{array}{r} 12 \\ - 7 \\ \hline \end{array}$ |
| 4 | $\begin{array}{r} 9 \\ - 5 \\ \hline \end{array}$ | $\begin{array}{r} 17 \\ - 9 \\ \hline \end{array}$ | $\begin{array}{r} 8 \\ - 4 \\ \hline \end{array}$ | $\begin{array}{r} 13 \\ - 8 \\ \hline \end{array}$ | $\begin{array}{r} 9 \\ - 2 \\ \hline \end{array}$ | $\begin{array}{r} 11 \\ - 5 \\ \hline \end{array}$ | $\begin{array}{r} 15 \\ - 6 \\ \hline \end{array}$ | $\begin{array}{r} 5 \\ - 1 \\ \hline \end{array}$ | $\begin{array}{r} 8 \\ - 5 \\ \hline \end{array}$ | $\begin{array}{r} 16 \\ - 8 \\ \hline \end{array}$ |
| 5 | $\begin{array}{r} 8 \\ - 6 \\ \hline \end{array}$ | $\begin{array}{r} 11 \\ - 7 \\ \hline \end{array}$ | $\begin{array}{r} 1 \\ - 0 \\ \hline \end{array}$ | $\begin{array}{r} 7 \\ - 3 \\ \hline \end{array}$ | $\begin{array}{r} 9 \\ - 6 \\ \hline \end{array}$ | $\begin{array}{r} 4 \\ - 3 \\ \hline \end{array}$ | $\begin{array}{r} 17 \\ - 8 \\ \hline \end{array}$ | $\begin{array}{r} 10 \\ - 5 \\ \hline \end{array}$ | $\begin{array}{r} 12 \\ - 4 \\ \hline \end{array}$ | $\begin{array}{r} 13 \\ - 7 \\ \hline \end{array}$ |
| 6 | $\begin{array}{r} 8 \\ - 3 \\ \hline \end{array}$ | $\begin{array}{r} 16 \\ - 7 \\ \hline \end{array}$ | $\begin{array}{r} 10 \\ - 3 \\ \hline \end{array}$ | $\begin{array}{r} 4 \\ - 1 \\ \hline \end{array}$ | $\begin{array}{r} 6 \\ - 2 \\ \hline \end{array}$ | $\begin{array}{r} 13 \\ - 5 \\ \hline \end{array}$ | $\begin{array}{r} 7 \\ - 0 \\ \hline \end{array}$ | $\begin{array}{r} 14 \\ - 9 \\ \hline \end{array}$ | $\begin{array}{r} 11 \\ - 2 \\ \hline \end{array}$ | $\begin{array}{r} 10 \\ - 8 \\ \hline \end{array}$ |
| 7 | $\begin{array}{r} 13 \\ - 9 \\ \hline \end{array}$ | $\begin{array}{r} 10 \\ - 7 \\ \hline \end{array}$ | $\begin{array}{r} 18 \\ - 9 \\ \hline \end{array}$ | $\begin{array}{r} 14 \\ - 6 \\ \hline \end{array}$ | $\begin{array}{r} 1 \\ - 1 \\ \hline \end{array}$ | $\begin{array}{r} 12 \\ - 3 \\ \hline \end{array}$ | $\begin{array}{r} 7 \\ - 5 \\ \hline \end{array}$ | $\begin{array}{r} 2 \\ - 1 \\ \hline \end{array}$ | $\begin{array}{r} 11 \\ - 8 \\ \hline \end{array}$ | $\begin{array}{r} 7 \\ - 7 \\ \hline \end{array}$ |
| 8 | $\begin{array}{r} 2 \\ - 2 \\ \hline \end{array}$ | $\begin{array}{r} 12 \\ - 5 \\ \hline \end{array}$ | $\begin{array}{r} 3 \\ - 1 \\ \hline \end{array}$ | $\begin{array}{r} 15 \\ - 7 \\ \hline \end{array}$ | $\begin{array}{r} 10 \\ - 1 \\ \hline \end{array}$ | $\begin{array}{r} 6 \\ - 0 \\ \hline \end{array}$ | $\begin{array}{r} 13 \\ - 4 \\ \hline \end{array}$ | $\begin{array}{r} 5 \\ - 2 \\ \hline \end{array}$ | $\begin{array}{r} 9 \\ - 8 \\ \hline \end{array}$ | $\begin{array}{r} 3 \\ - 0 \\ \hline \end{array}$ |
| 9 | $\begin{array}{r} 11 \\ - 9 \\ \hline \end{array}$ | $\begin{array}{r} 7 \\ - 6 \\ \hline \end{array}$ | $\begin{array}{r} 13 \\ - 6 \\ \hline \end{array}$ | $\begin{array}{r} 3 \\ - 3 \\ \hline \end{array}$ | $\begin{array}{r} 14 \\ - 8 \\ \hline \end{array}$ | $\begin{array}{r} 9 \\ - 1 \\ \hline \end{array}$ | $\begin{array}{r} 6 \\ - 4 \\ \hline \end{array}$ | $\begin{array}{r} 12 \\ - 9 \\ \hline \end{array}$ | $\begin{array}{r} 7 \\ - 4 \\ \hline \end{array}$ | $\begin{array}{r} 8 \\ - 7 \\ \hline \end{array}$ |
| 10 | $\begin{array}{r} 4 \\ - 4 \\ \hline \end{array}$ | $\begin{array}{r} 15 \\ - 8 \\ \hline \end{array}$ | $\begin{array}{r} 3 \\ - 2 \\ \hline \end{array}$ | $\begin{array}{r} 5 \\ - 0 \\ \hline \end{array}$ | $\begin{array}{r} 5 \\ - 3 \\ \hline \end{array}$ | $\begin{array}{r} 8 \\ - 8 \\ \hline \end{array}$ | $\begin{array}{r} 14 \\ - 7 \\ \hline \end{array}$ | $\begin{array}{r} 10 \\ - 9 \\ \hline \end{array}$ | $\begin{array}{r} 0 \\ - 0 \\ \hline \end{array}$ | $\begin{array}{r} 8 \\ - 1 \\ \hline \end{array}$ |

This page may not be reproduced without permission of Harcourt Achieve Inc.

