



# My Summer Packet



Name:



Before learning how to read, the students must be able to identify and produce the sounds of each letter in the alphabet.

In Kindergarten, the reading process starts within the first few weeks. Letters and their sounds should be mastered before school begins.

Please use the provided videos to practice letters and sounds, numbers, and shapes. This packet is also available on the school website for easier access to the links.

Alphabet Song | ABC Song | Phonics Song

<https://www.youtube.com/watch?v=36IBDpTRVNE>

Count by 1's and Have FUN! | 1-10 | Jack Hartmann

<https://www.youtube.com/watch?v=7ncSQpu2WWs>

Shape Up! | Jack Hartmann | Shapes Song

<https://www.youtube.com/watch?v=QaF84YHNQNg>

We look forward to seeing you in

# KINDERGARTEN!

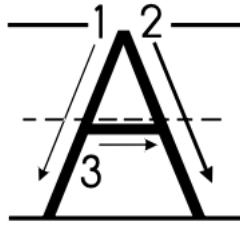



Name \_\_\_\_\_

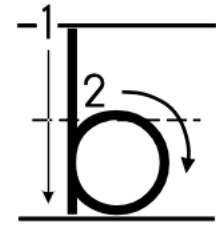
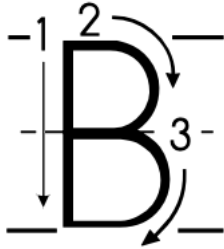

Directions: Practice writing upper and lowercase letters. Color the pictures.



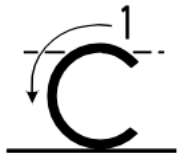
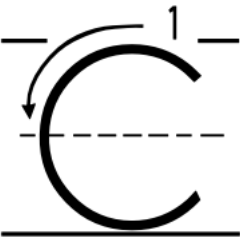

astronaut



bear



cat

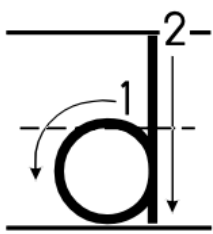
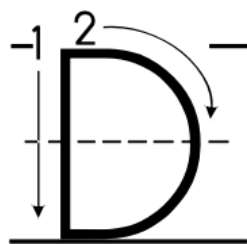



Name \_\_\_\_\_

Directions: Practice writing upper and lowercase letters. Color the pictures.



dog



\_\_\_\_\_

-----

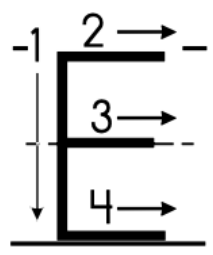
\_\_\_\_\_

\_\_\_\_\_

-----

\_\_\_\_\_

elephant



\_\_\_\_\_

-----

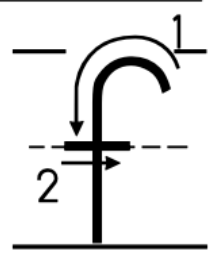
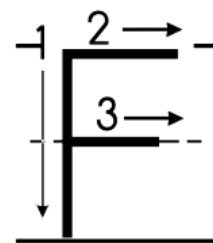

\_\_\_\_\_

\_\_\_\_\_

-----

\_\_\_\_\_

fish



\_\_\_\_\_

-----

\_\_\_\_\_

\_\_\_\_\_

-----

\_\_\_\_\_

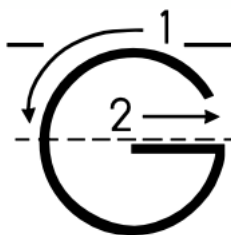



Name \_\_\_\_\_

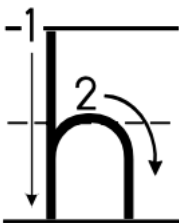
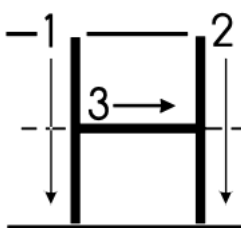
Directions: Practice writing upper and lowercase letters. Color the pictures.



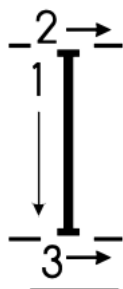

gum



house




igloo

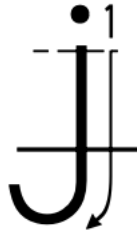


Name \_\_\_\_\_

Directions: Practice writing upper and lowercase letters. Color the pictures.



jam



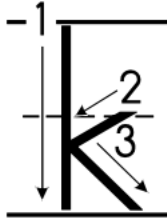
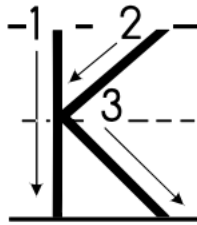
\_\_\_\_\_

-----

\_\_\_\_\_

\_\_\_\_\_

king



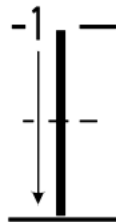
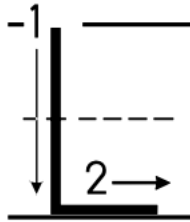
\_\_\_\_\_

-----

\_\_\_\_\_

\_\_\_\_\_

lamp



\_\_\_\_\_

-----

\_\_\_\_\_

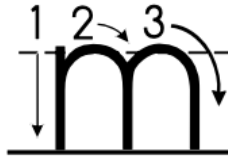
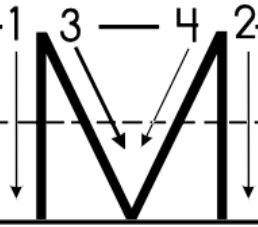
\_\_\_\_\_

Name \_\_\_\_\_

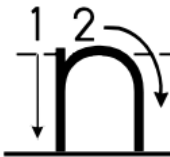
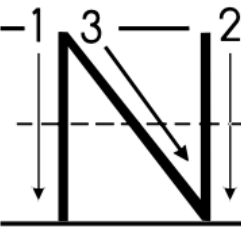
Directions: Practice writing upper and lowercase letters. Color the pictures.



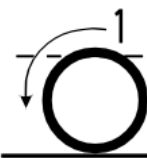
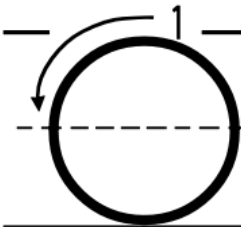
moon



nest



octopus

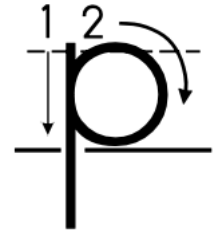
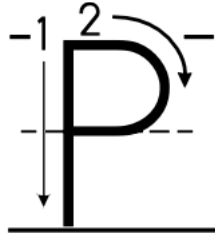
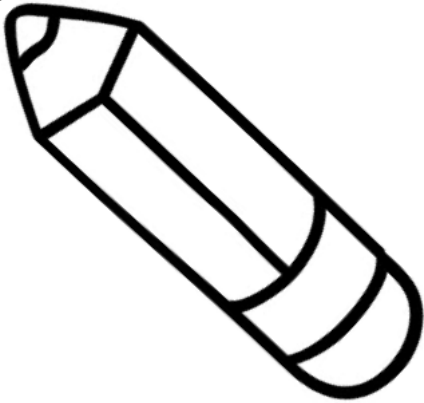


Name \_\_\_\_\_

Directions: Practice writing upper and lowercase letters. Color the pictures.



pencil



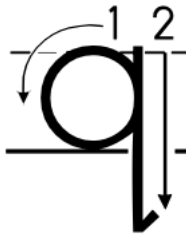
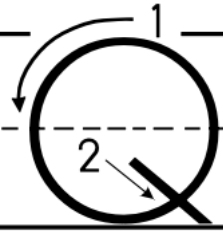

\_\_\_\_\_

\_\_\_\_\_

\_\_\_\_\_

\_\_\_\_\_

queen



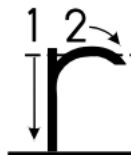
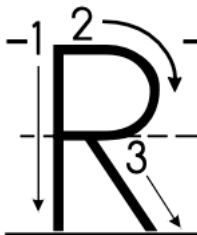
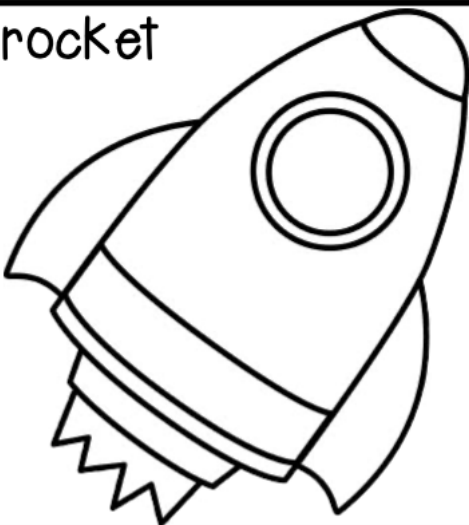
\_\_\_\_\_

\_\_\_\_\_

\_\_\_\_\_

\_\_\_\_\_

rocket



\_\_\_\_\_

\_\_\_\_\_

\_\_\_\_\_

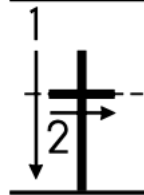
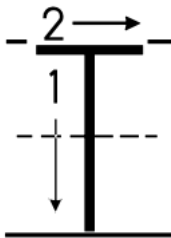


\_\_\_\_\_

Name \_\_\_\_\_

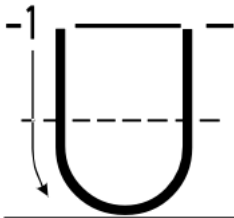
Directions: Practice writing upper and lowercase letters. Color the pictures.



sun



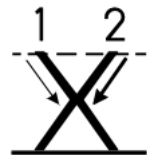
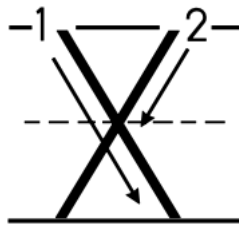
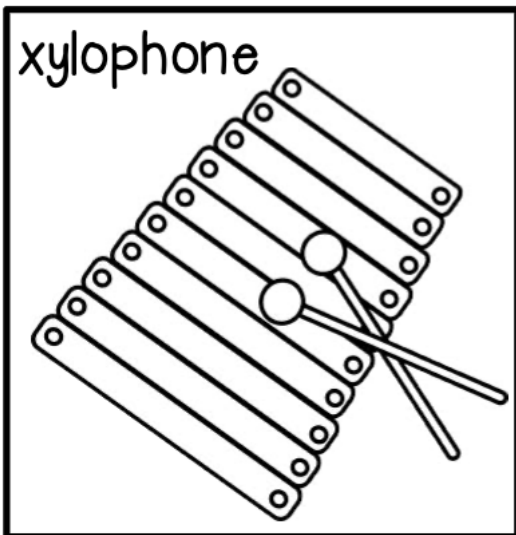
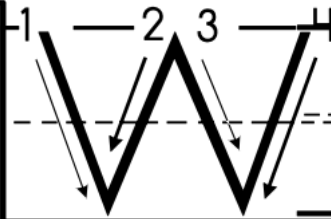

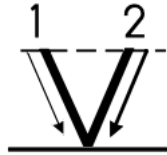
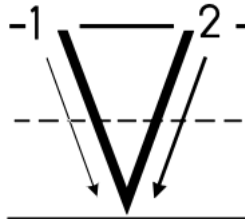

umbrella





Name \_\_\_\_\_

Directions: Practice writing upper and lowercase letters. Color the pictures.

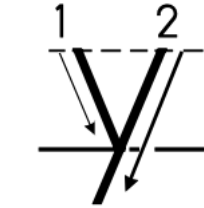
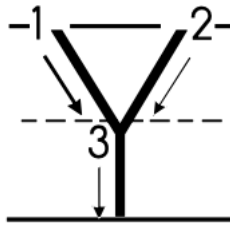



Name \_\_\_\_\_

Directions: Practice writing upper and lowercase letters. Color the pictures.



yarn



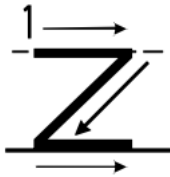
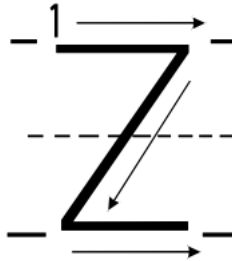
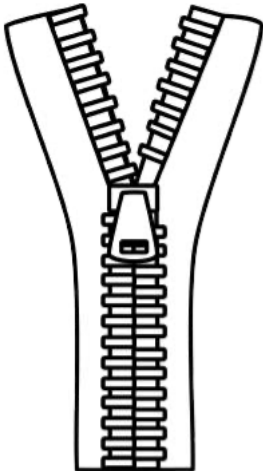
\_\_\_\_\_

\_\_\_\_\_

\_\_\_\_\_

\_\_\_\_\_

zipper



\_\_\_\_\_

\_\_\_\_\_

\_\_\_\_\_

\_\_\_\_\_

Write the alphabet from A-Z on the lines below.

\_\_\_\_\_

\_\_\_\_\_

\_\_\_\_\_

\_\_\_\_\_

\_\_\_\_\_

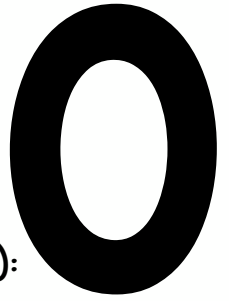
\_\_\_\_\_

\_\_\_\_\_

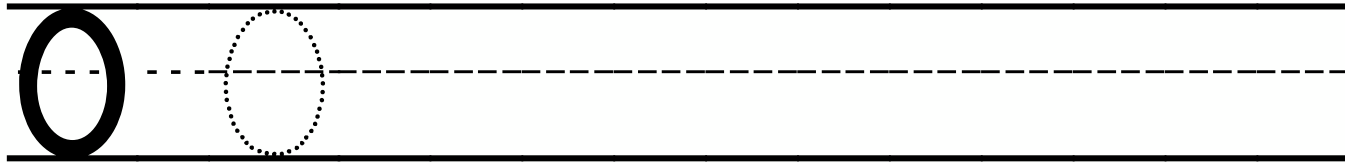
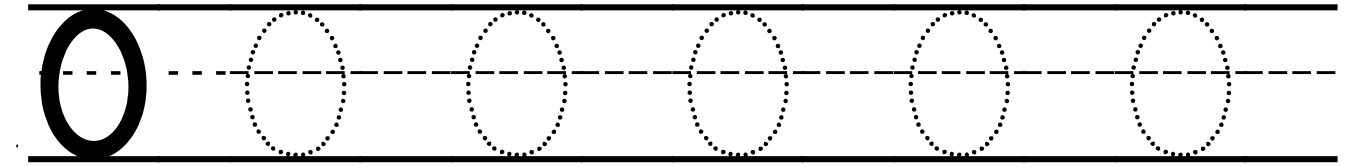
\_\_\_\_\_

\_\_\_\_\_  
\_\_\_\_\_  
Name \_\_\_\_\_


# Number Practice



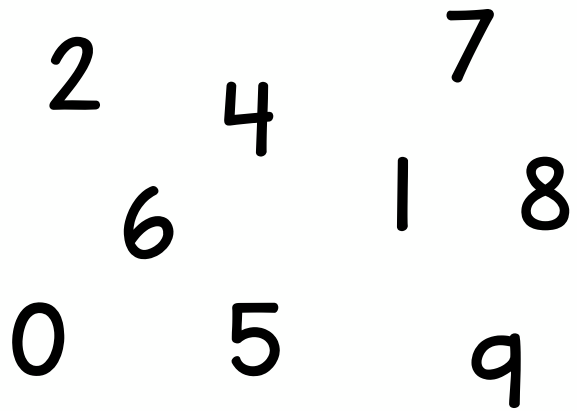
Directions: Practice tracing and printing the number 0 (zero):



Color the zero:



Circle the number 0:



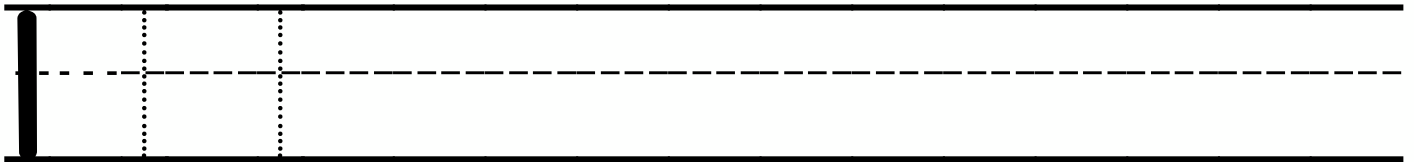
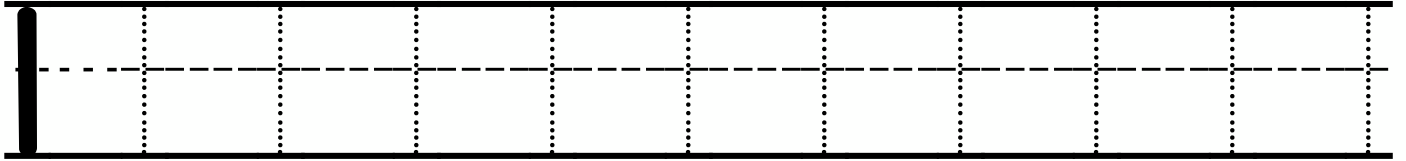
# zero

Name \_\_\_\_\_


# Number Practice



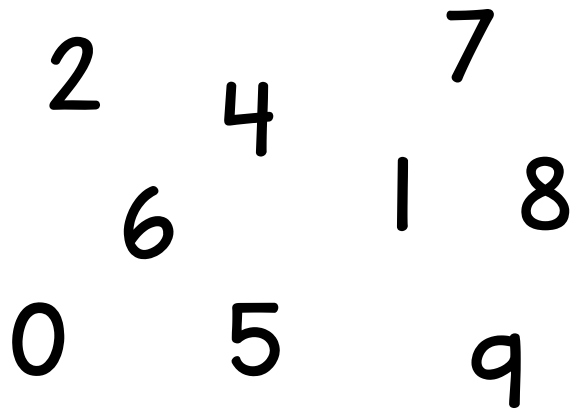
Directions: Practice tracing and printing the number 1 (one):



Count the apples:



Circle the number 1:




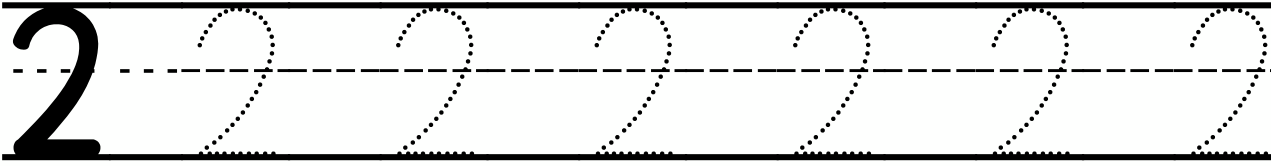
one

\_\_\_\_\_  
\_\_\_\_\_  
Name \_\_\_\_\_

# Number Practice

# 2

Directions: Practice tracing and printing the number 2 (two):



Count the muffins:



Circle the number 2:

2 4 7  
6 1 8  
0 5 9

# two

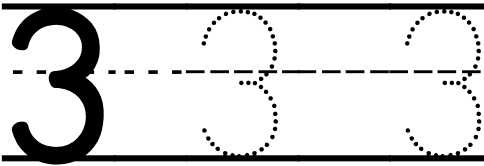
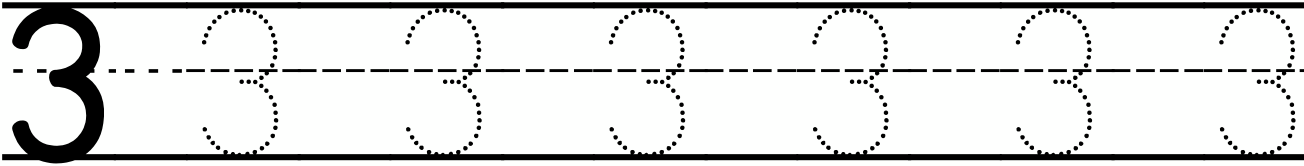


Name \_\_\_\_\_

# Number Practice

# 3

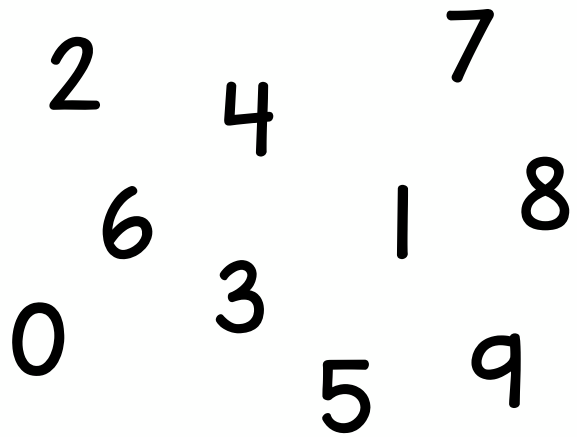
Directions: Practice tracing and printing the number 3 (three):



Count the balloons:



Circle the number 3:



# three

Name \_\_\_\_\_

# Number Practice


# 4

Directions: Practice tracing and printing the number 4 (four):

4

4

Count the pencils:



Circle the number 4:

2 4 7  
6 1 8  
0 3 5 9

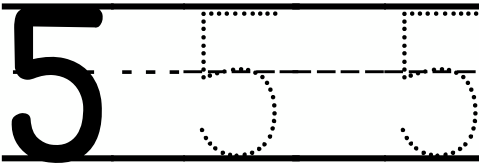
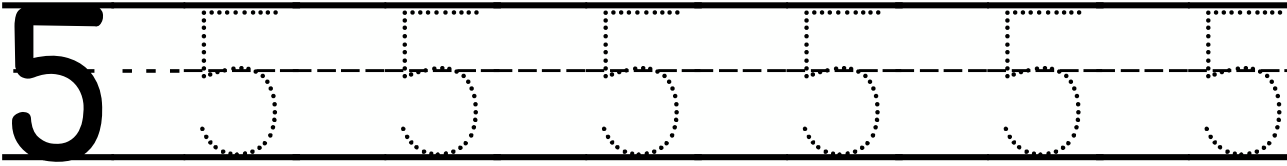
# four

\_\_\_\_\_  
-----  
Name \_\_\_\_\_


# Number Practice

# 5

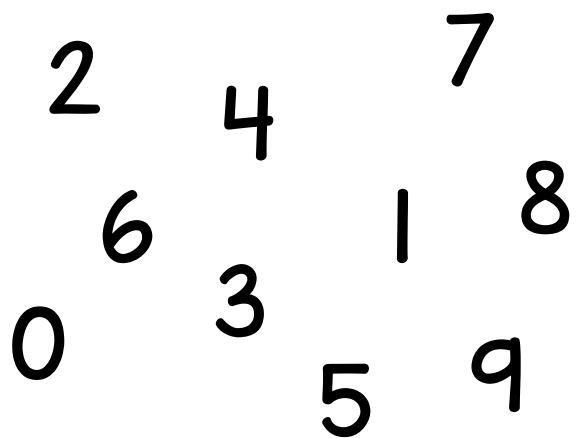
Directions: Practice tracing and printing the number 5 (five):



Count the penguins:



Circle the number 5:



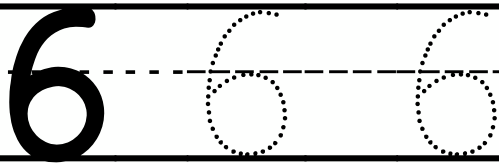
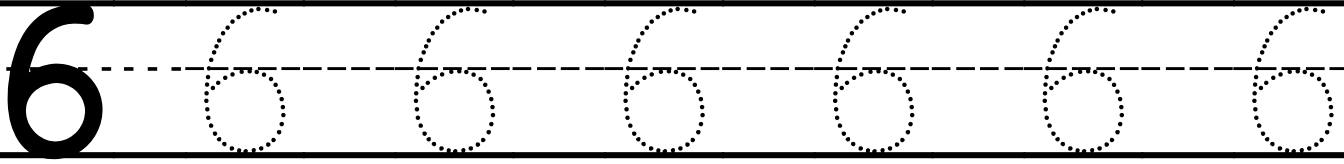
# five

\_\_\_\_\_  
\_\_\_\_\_  
Name \_\_\_\_\_


# Number Practice

# 6

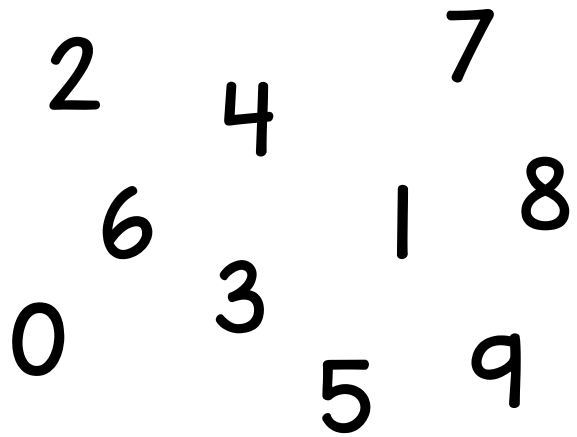
Directions: Practice tracing and printing the number 6 (six):



Count the pizza slices:



Circle the number 6:



# six

\_\_\_\_\_  
\_\_\_\_\_  
Name \_\_\_\_\_

# Number Practice


# 7

Directions: Practice tracing and printing the number 7 (seven):

7

7

Count the snakes:



Circle the number 7:

2 4 7  
6 1 8  
0 3 5 9

# seven

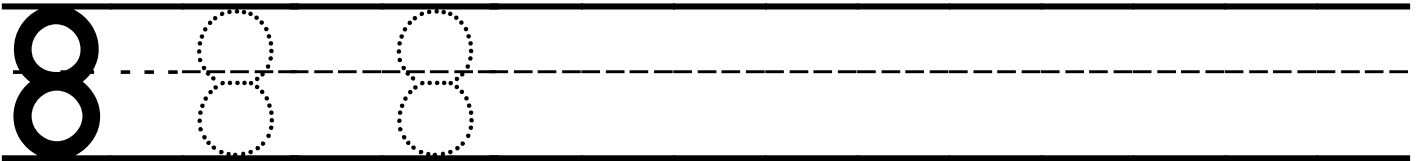
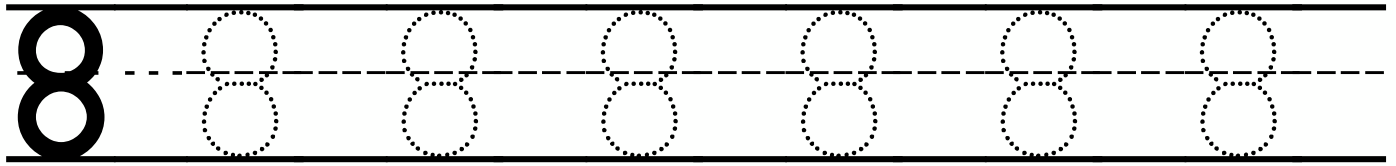


\_\_\_\_\_  
\_\_\_\_\_  
Name \_\_\_\_\_


# Number Practice

# 8

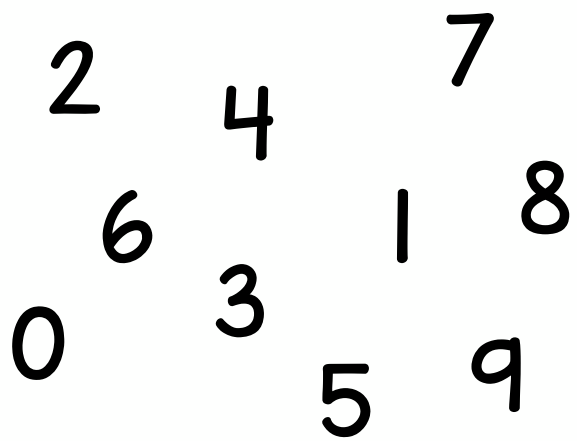
Directions: Practice tracing and printing the number 8 (eight):



Count the cherries:



Circle the number 8:



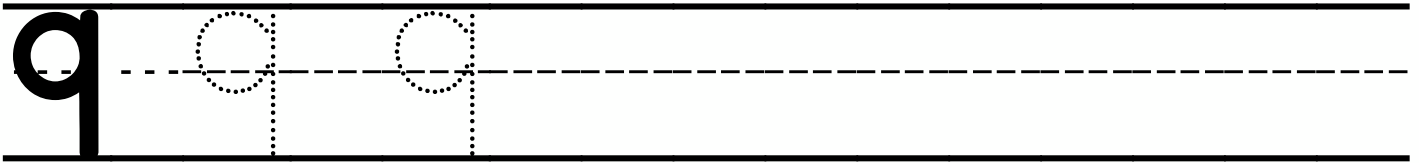
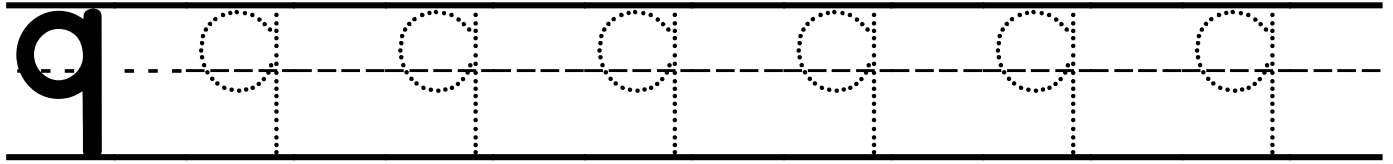
# eight

Name \_\_\_\_\_


# Number Practice

# 9

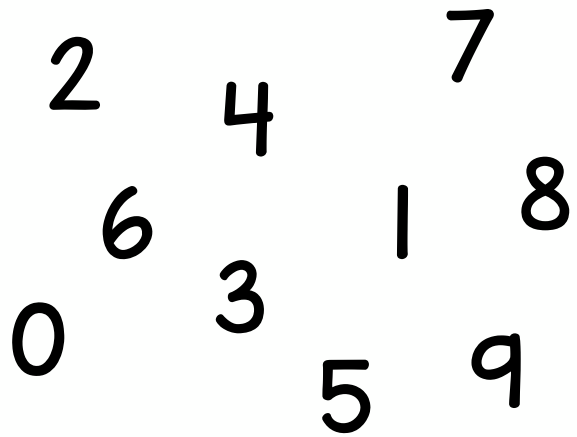
Directions: Practice tracing and printing the number 9 (nine):



Count the flowers:



Circle the number 9:



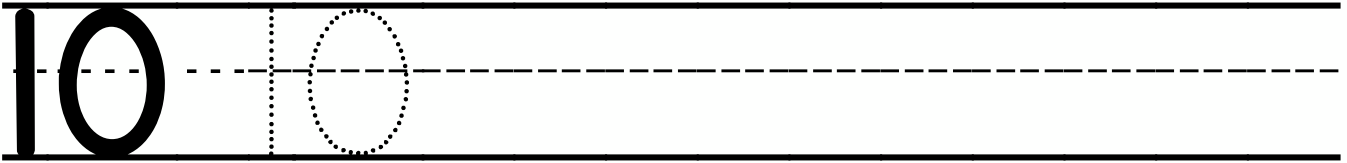
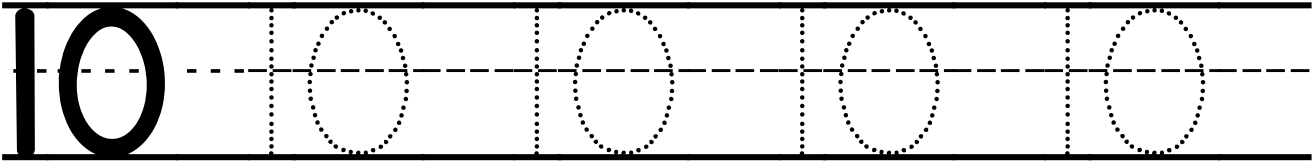
# nine

\_\_\_\_\_  
\_\_\_\_\_  
Name \_\_\_\_\_


# Number Practice

# 10

Directions: Practice tracing and printing the number 10 (ten):



Count the ladybugs:



Circle the number 10:

2 4 7  
6 10 8  
0 3 5 9

# ten

Color Word : black

Name \_\_\_\_\_

Read it.

black

Trace it.

black

Write it.

Color the word.

black

Find and circle it.

white

black blue green black  
red  
pink white  
black black yellow black

Fill in the missing letters.

bl ck

bl ck

bl ck

bl ck

Tap and spell the word 3 times. ① ② ③

black

Color them black.



spider



cat



witch hat

# Color Word : blue

Name \_\_\_\_\_

Read it.

blue

Trace it.

blue

Write it.

Color the word.

blue

Find and circle it.

blue  
brown blue green black  
red  
blue blue  
orange blue yellow red

Fill in the missing letters.

b u

l u

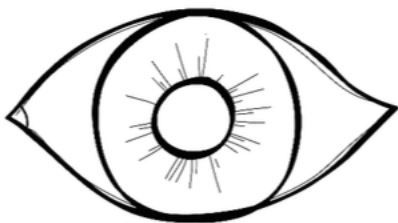
ue

u e


Tap and spell the word 3 times. ① ② ③

blue


Color them blue.



blue eye



ribbon



blue bird



Color Word : brown

Name : \_\_\_\_\_

Read it.

brown

Trace it.

brown

Write it.

\_\_\_\_\_

Color the word.

brown

Find and circle it.

blue yellow  
pink orange brown  
brown red  
black red brown brown

Fill in the missing letters.

b o n

r w

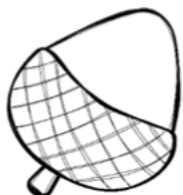
r n

\_\_\_\_\_

Tap and spell the word 3 times. ① ② ③

b r o w n

Color them brown.



acorn



bear



monkey

Color Word : gray

Name : \_\_\_\_\_

Read it.

gray

Trace it.

gray

Write it.

Color the word.

gray

Find and circle it.

gray

gray

green

pink

red

gray

gray

yellow

blue

black

gray

yellow

Fill in the missing letters.

g r [ ] [ ]

[ ] r a [ ]


[ ] [ ] a y

[ ] [ ] [ ]

Tap and spell the word 3 times. ① ② ③

g r a y

Color them gray.



camera



dog



shark



Color Word : orange

Name \_\_\_\_\_

Read it.

orange

Trace it.

orange

Write it.

Color the word.

orange

Find and circle it.

orange green orange  
 yellow blue orange  
 pink purple  
 orange red orange red

Fill in the missing letters.

o \_ r \_ n \_ g \_ e

o \_ \_ n \_ g \_ e


o \_ a \_ g \_ e

\_ \_ \_ \_ \_


Tap and spell the word 3 times. ① ② ③

orange

Color them orange.



fish



carrot



pumpkin



Color Word : pink

Name : \_\_\_\_\_

Read it.

pink

Trace it.

pink

Write it.

Color the word.

pink

Find and circle it.

pink      blue      pink      green  
 pink      pink      black  
 pink      red  
 black      white      pink      purple

Fill in the missing letters.

□ i □ k

p □ n □

□ i □ k

□ □ □ □

Tap and spell the word 3 times. ① ② ③

P i n k


Color them pink.



ballet shoes



flamingo



pig

# Color Word : purple

Name: \_\_\_\_\_

Read it.

purple

Trace it.

purple

Write it.

Color the word.

purple

Find and circle it.

purple      white  
purple      green      black  
pink      yellow  
purple      purple  
purple      red      yellow      purple

Fill in the missing letters.

u p e

p r l

p u e

\_\_\_\_\_


Tap and spell the word 3 times. ① ② ③

P U R P L E

Color them purple.



cabbage



grapes



purple flower



Color Word : red

Name : \_\_\_\_\_

Read it.

red

Trace it.

red

Write it.

\_\_\_\_\_

Color the word.

red

Find and circle it.

white

red blue red black  
pink green red  
black red yellow red

Fill in the missing letters.

r d

r e

e


Tap and spell the word 3 times. ① ② ③

red


Color them red.



crab



strawberry



fire truck

Color Word : white

Name \_\_\_\_\_

Read it.

white

Color the word.

white

Trace it.

white

Write it.

Find and circle it.

white

white

green

white

yellow

black

white

red

black

white

yellow

red

Fill in the missing letters.

h t

w i e

h i

\_\_\_\_\_

Tap and spell the word 3 times. ① ② ③

white

Color them white.



milk



sheep



bunny

Color Word : yellow

Name \_\_\_\_\_

Read it.

yellow

Trace it.

yellow

Write it.

Blank handwriting lines for practicing the word 'yellow'.

Color the word.

yellow

Find and circle it.

yellow green  
pink purple orange  
yellow yellow  
black blue yellow red

Fill in the missing letters.

y \_ \_ ll ow

\_ e ll o \_

ye ll \_ w

\_ \_ ll \_ \_


Tap and spell the word 3 times. ① ② ③

y e l l o w

Color them yellow.



banana




sun




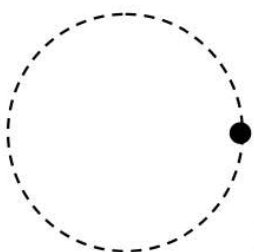
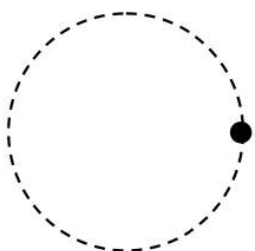
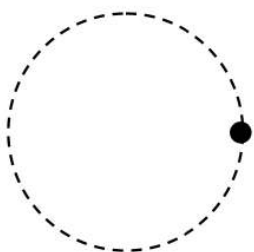
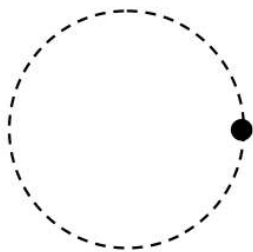
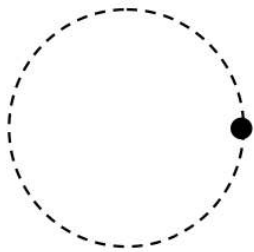
duck


Name: \_\_\_\_\_

# Circle



 Trace the shape:



 Draw the shape:




Color the word.



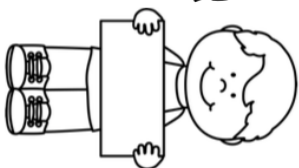
circle

Draw an object using the shape.

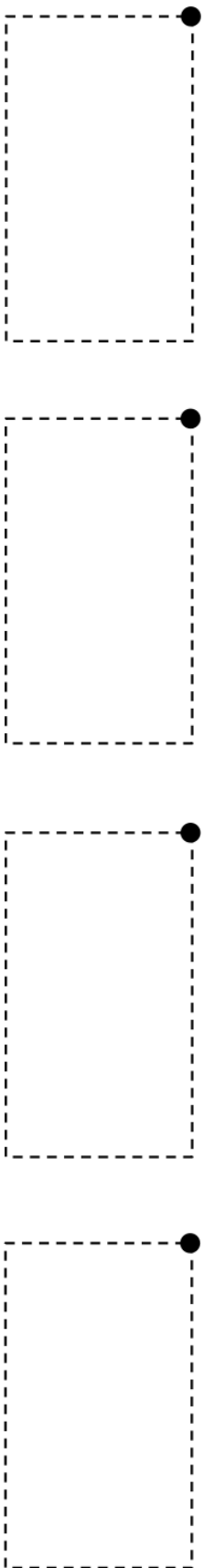


Name: \_\_\_\_\_

# Rectangle



Trace the shape:



Draw the shape:


- 
- 
- 
- 

Color the word.



# rectangle


Draw an object using the shape.



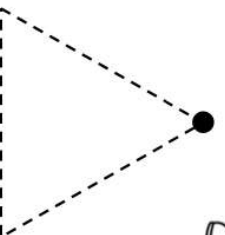
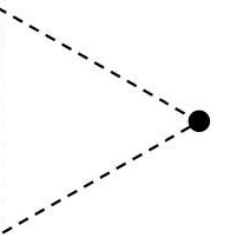
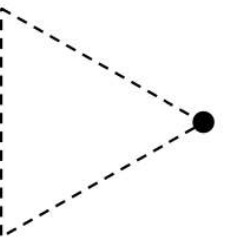
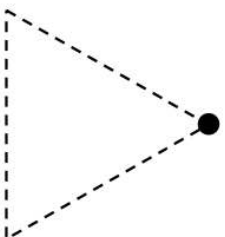
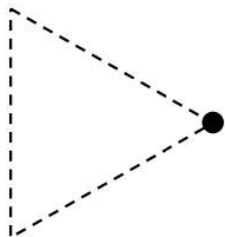


Name: \_\_\_\_\_

# Triangle



 Trace the shape:



 Draw the shape:




Color the word.



# triangle

Draw an object using the shape.

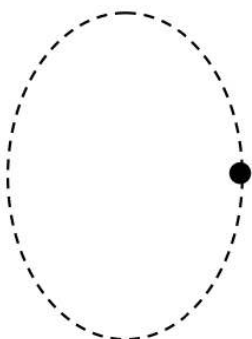
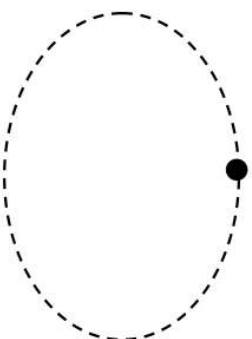
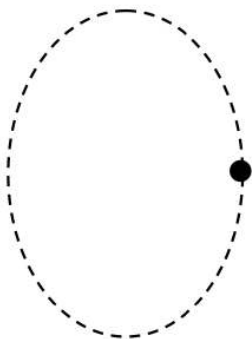
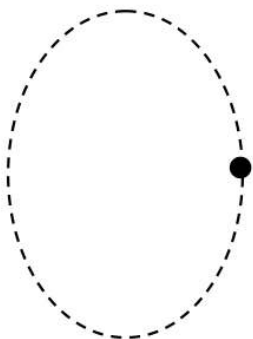
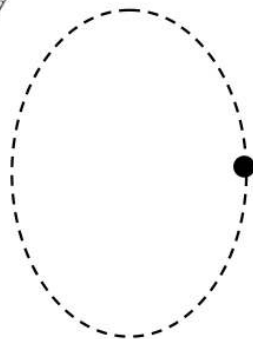


Name: \_\_\_\_\_

**Oval**



 Trace the shape:



 Draw the shape:




Color the word.



Oval


Draw an object using the shape.



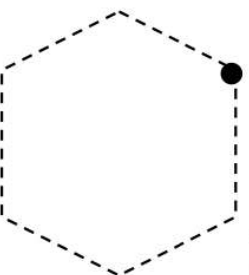
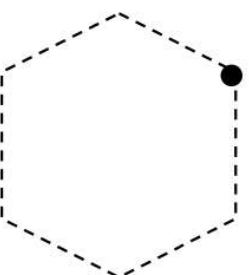
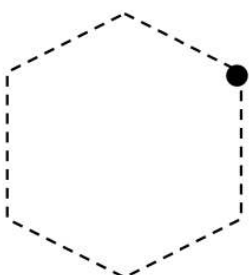
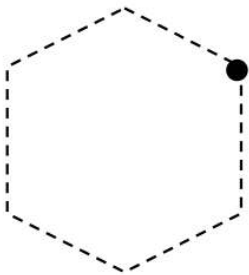
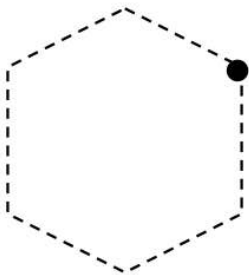


Name: \_\_\_\_\_

# Hexagon



 Trace the shape:



 Draw the shape:



Color the word.



# hexagon

Draw an object using the shape.

