



Kindergarten Summer Packet



Name: _____



Please use the provided videos to practice letters and sounds, numbers, and shapes. This packet is also available on the school website for easier access to the links.

Alphabet Song | ABC Song | Phonics Song

<https://www.youtube.com/watch?v=36IBDpTRVNE>

Count by I's and Have FUN! | I-10 | Jack Hartmann

<https://www.youtube.com/watch?v=7ncSQpu2WWs>


Shape Up! | Jack Hartmann | Shapes Song

<https://www.youtube.com/watch?v=QaF84YHNQNg>

We look forward to seeing you in

KINDERGARTEN!





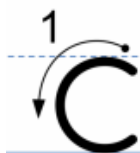


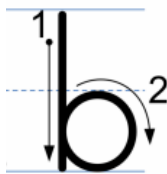
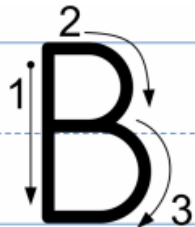
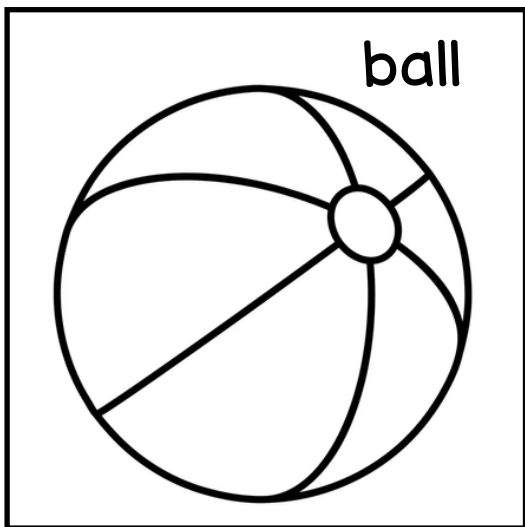
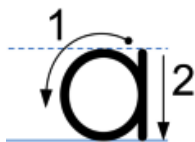
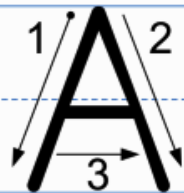

I Can Write My Name!

Handwriting practice lines consisting of solid top and bottom lines with a dashed middle line. There are five sets of these lines for writing practice.



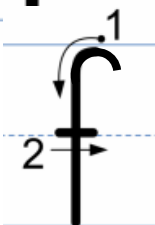
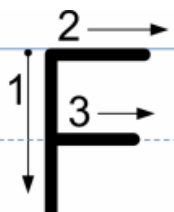

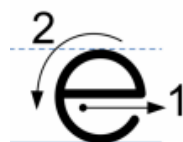
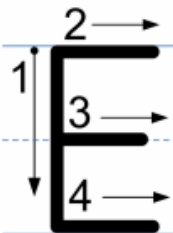

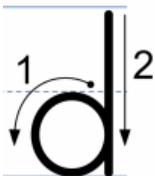
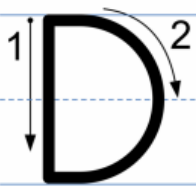

Name: _____

Practice writing upper and lowercase letters. Color the pictures.



Name: _____

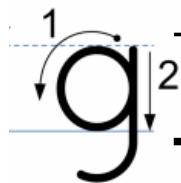
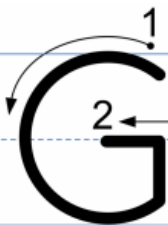
Practice writing upper and lowercase letters. Color the pictures.



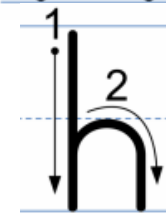
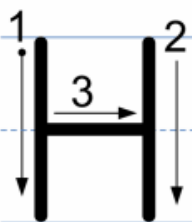

Name: _____

Practice writing upper and lowercase letters. Color the pictures.

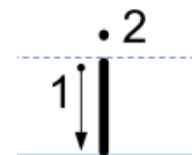
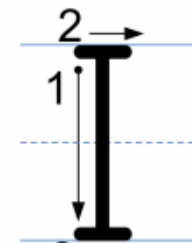
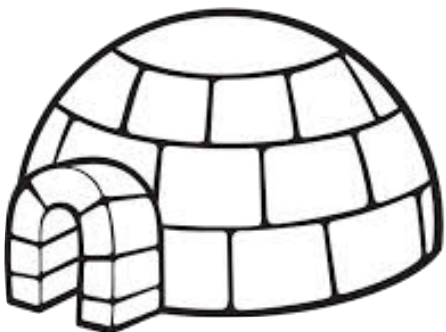
glasses



hat



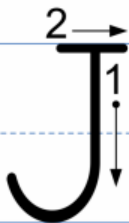
igloo



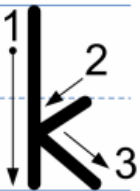
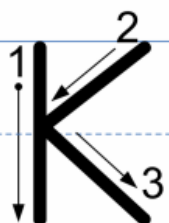
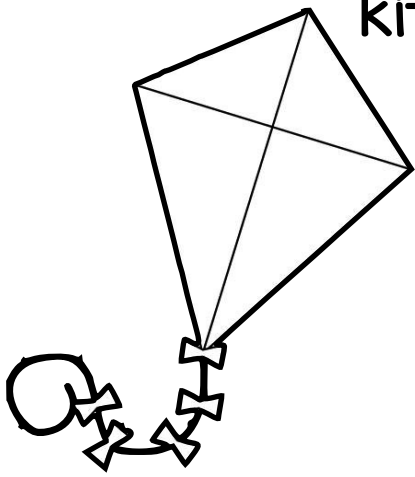
Name: _____

Practice writing upper and lowercase letters. Color the pictures.

jam



kite




lion

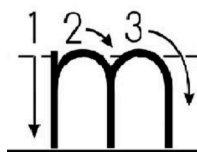
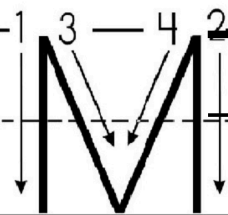


Name: _____


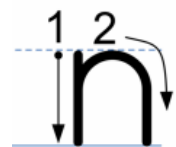
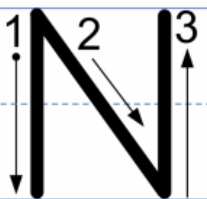
Practice writing upper and lowercase letters. Color the pictures.



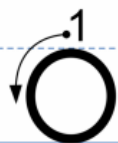
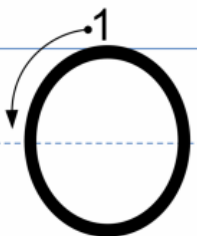
monkey



nest



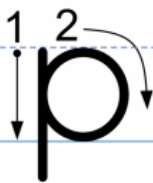
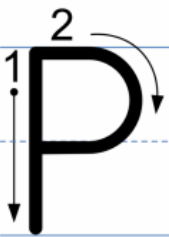

octopus



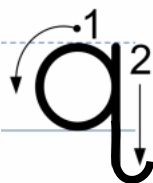
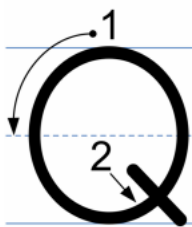

Name: _____

Practice writing upper and lowercase letters. Color the pictures.

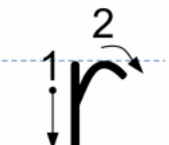
pig



quilt





rat



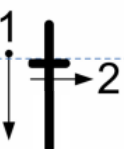
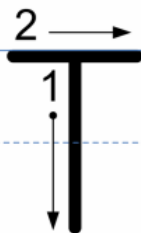

Name: _____

Practice writing upper and lowercase letters. Color the pictures.

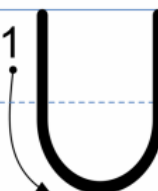
snake



turtle

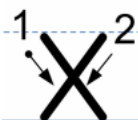
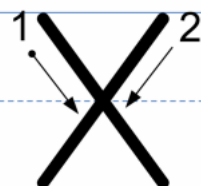
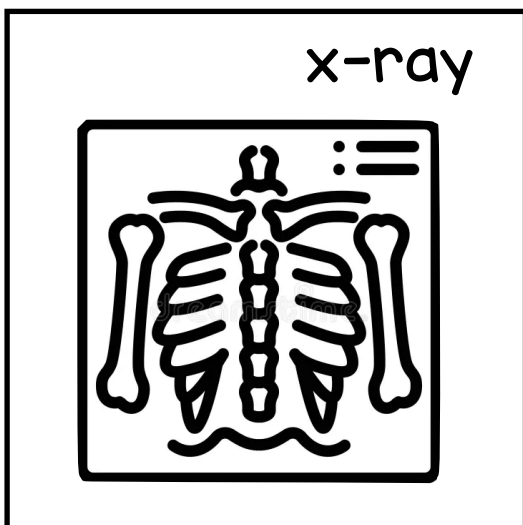
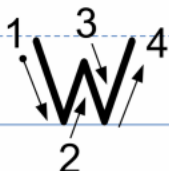
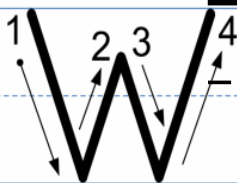

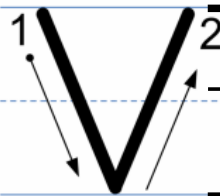


umbrella

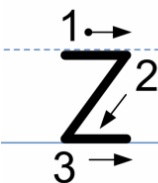
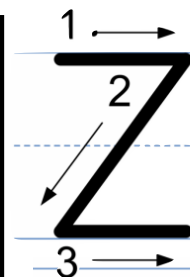

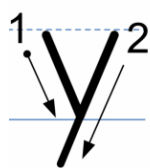
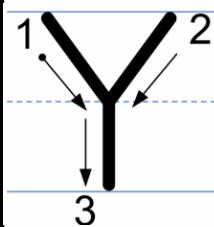
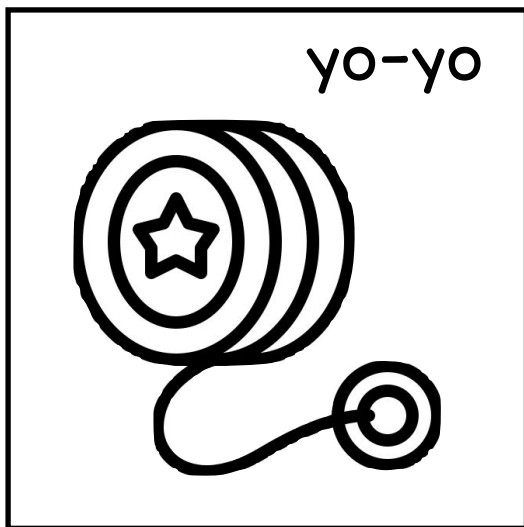


Name: _____

Practice writing upper and lowercase letters. Color the pictures.



Practice writing upper and lowercase letters. Color the pictures.



Write the alphabet from A-Z on the lines below.

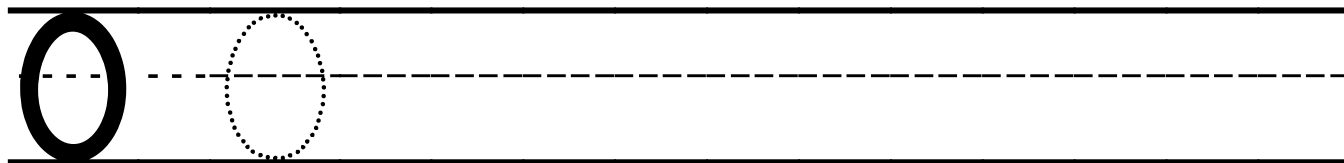
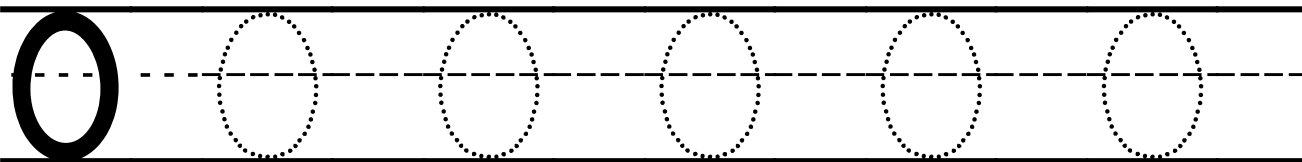
A series of horizontal lines for handwriting practice. Each set consists of a solid top line, a dashed midline, and a solid bottom line. There are three such sets of lines stacked vertically.

Name _____


Number Practice

0

Directions: Practice tracing and printing the number 0 (zero):



Color the zero:



Circle the number 0:

2 4 7
6 1 8
0 5 9

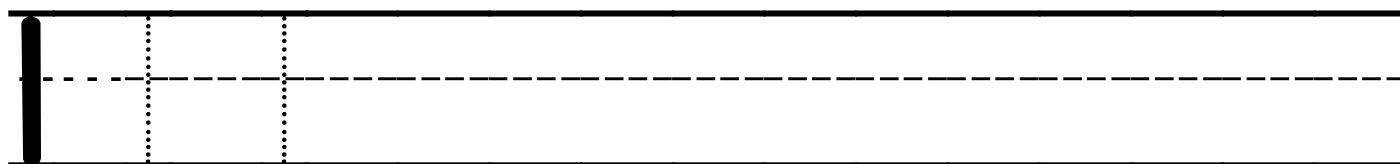
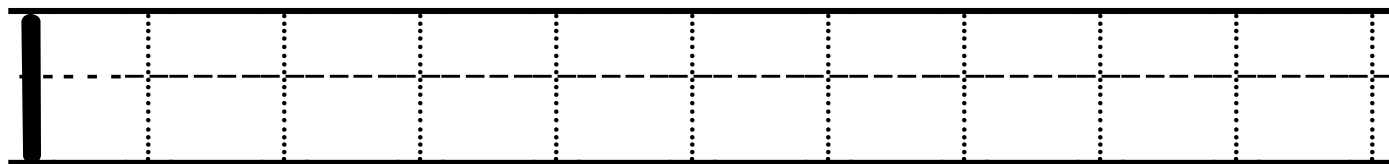
zero

Name _____


Number Practice



Directions: Practice tracing and printing the number 1 (one):



Count the apples:



Circle the number 1:

2 4 7
6 1 8
0 5 9

one

Name _____

Number Practice

2

Directions: Practice tracing and printing the number 2 (two):

2 2 2 2 2 2

2 2

Count the muffins:



philamartin.com



philamartin.com

Circle the number 2:

2 4 7
6 1 8
0 5 9

two

Name _____

Number Practice


3

Directions: Practice tracing and printing the number 3 (three):

3 3 3 3 3 3 3

3 3 3

Count the balloons:



Circle the number 3:

2 4 7
6 1 8
0 3 5 9

three

Name _____

Number Practice


4

Directions: Practice tracing and printing the number 4 (four):

4

4

Count the pencils:



Circle the number 4:

2 4 7
6 1 8
0 3 5 9

four

Name _____

Number Practice





5

Directions: Practice tracing and printing the number 5 (five):

5 5 5 5 5 5 5

5 5 5

Count the penguins:



Circle the number 5:

2 4 7
6 1 8
0 3 5 9

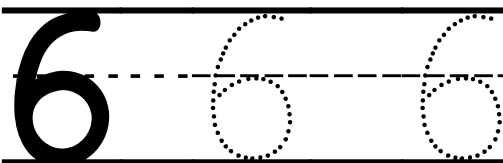
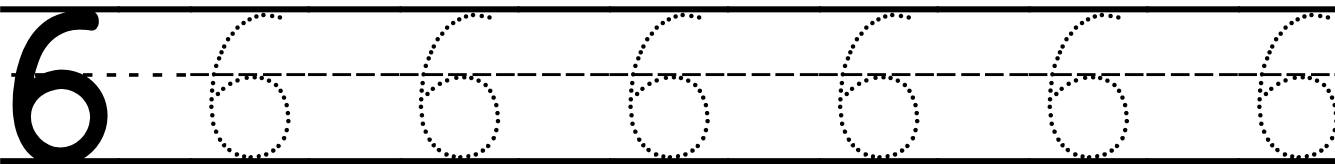
five

Name _____


Number Practice

6

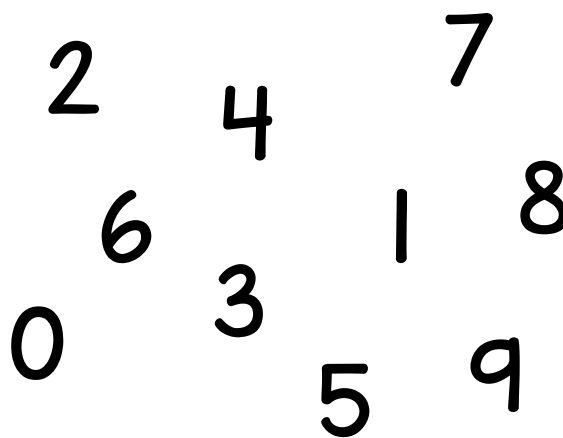
Directions: Practice tracing and printing the number 6 (six):



Count the pizza slices:



Circle the number 6:



six

Name _____

Number Practice


7

Directions: Practice tracing and printing the number 7 (seven):

7

7

Count the snakes:



Circle the number 7:

2 4 7 8
6 1
0 3 5 9

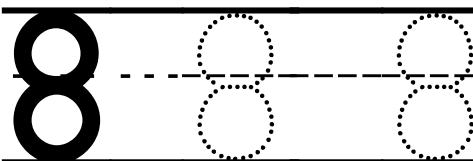
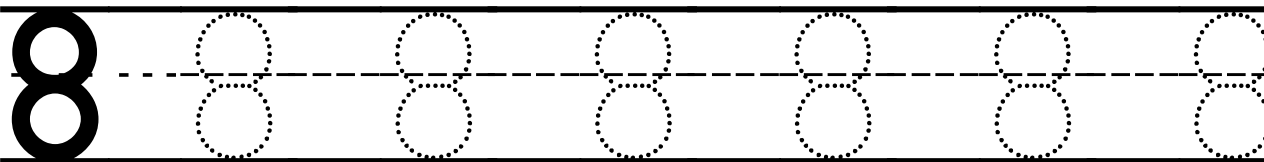
seven

Name _____


Number Practice

8

Directions: Practice tracing and printing the number 8 (eight):



Count the cherries:



Circle the number 8:

2 4 7
6 1 8
0 3 5 9

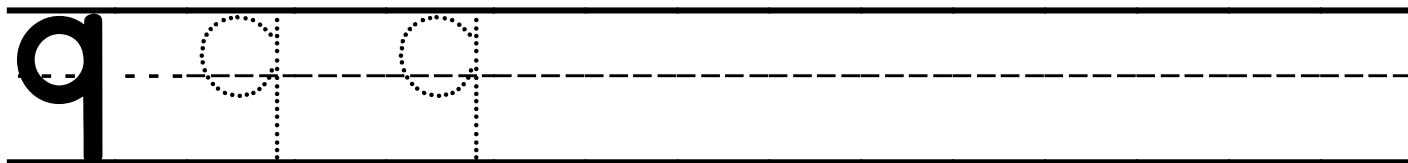
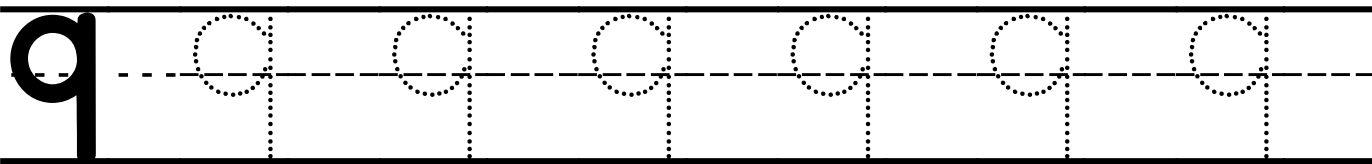
eight

Name _____


Number Practice

q

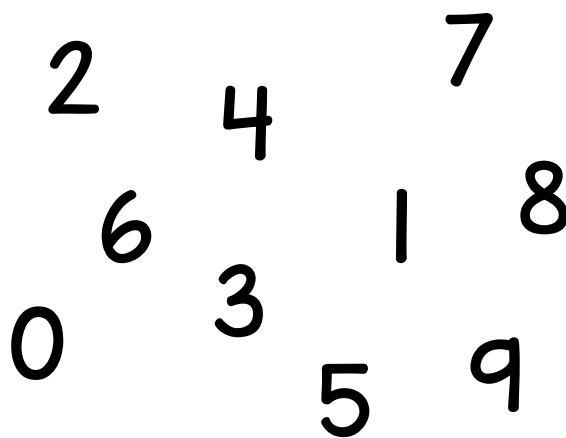
Directions: Practice tracing and printing the number 9 (nine):



Count the flowers:



Circle the number 9:



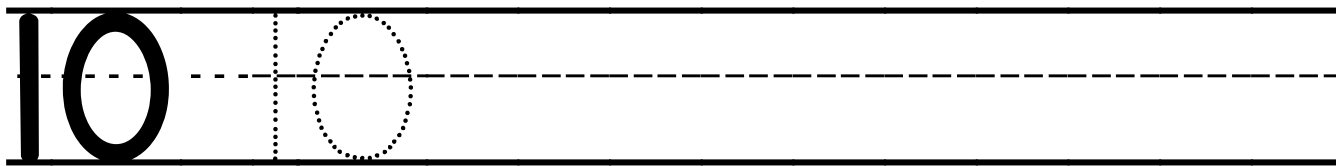
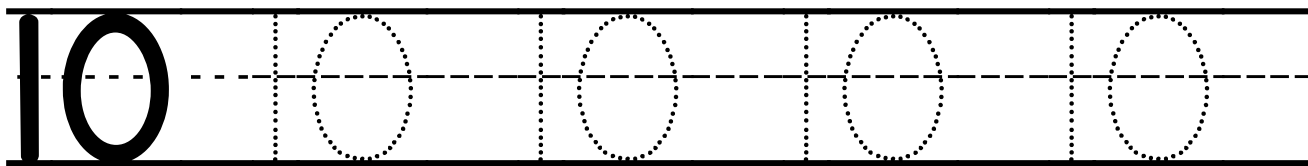
nine

Name _____


Number Practice

10

Directions: Practice tracing and printing the number 10 (ten):



Count the ladybugs:



Circle the number 10:

2 4 7
6 10 8
0 3 5 9


ten

I like
color


Name: _____



RED!



Color all the things that are red.



Trace the words red.

red

red

red

Build the word.

--	--	--



e r d



I like
color

ORANGE!

Name: _____



orange

Color all the things that are orange.



Trace the words orange.

orange


orange

Build the word.

--	--	--	--	--	--




o a g r e n




I like
color
YELLOW!

Name: _____



Color all the things that are yellow.



Trace the words yellow.

yellow

yellow

Build the word.

--	--	--	--	--	--



I w e o l y




I like
color
GREEN!

Name: _____



green

Color all the things that are green.



Trace the words green.

green

green

Build the word.

--	--	--	--	--




re neg




I like
color
BLUE!

Name: _____



Color all the things that are blue.



Trace the words blue.

blue


blue

Build the word.

--	--	--	--



l e u b




I like
color
PURPLE!

Name: _____



purple

Color all the things that are purple.



Trace the words purple.

purple


purple

Build the word.

--	--	--	--	--	--




u p r p e l




I like
color
PINK!

Name: _____



Color all the things that are pink.



Trace the words pink.

pink


pink

Build the word.

--	--	--	--



i n k p




I like
color
BLACK!

Name: _____



black

Color all the things that are black.



Trace the words black.

black

black

Build the word.

--	--	--	--	--



l a b k c



I like

color




BROWN!

Name: _____



brown

Color all the things that are brown.



Trace the words brown.

brown


brown

Build the word.

--	--	--	--	--



r o b n w




I like
color
GRAY!

Name: _____



gray

Color all the things that are gray.



Trace the words gray.

gray


gray

Build the word.

--	--	--	--



g a r y




I like
color
WHITE!

Name: _____



white

Circle all the things that are white.



Trace the words white.

white

white

Build the word.

--	--	--	--	--




h t w i e

SORT THE 2D SHAPES


Cut and place the pictures in the right box.

circle	square	triangle	rectangle



Beginning Sounds


Circle the letter of the first sound of each picture.



d

m

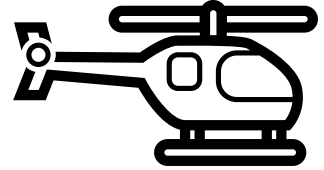
c



e

b


f



g

l

h



c

s


a



k

b


n



k

f


l



l

a


e



c

h

b




j

i


e

Beginning Sounds


Circle the letter of the first sound of each picture.



a m d



j b c



f n h




d f k



h j c




k e t



s j v



d r b



p h l