



HAPPY SUMMER!

YOUR CHILD HAS WORKED HARD THIS YEAR AND GAINED MUCH KNOWLEDGE. WE WOULD LIKE TO MAKE SURE THEY ARE PREPARED FOR THE UPCOMING YEAR.

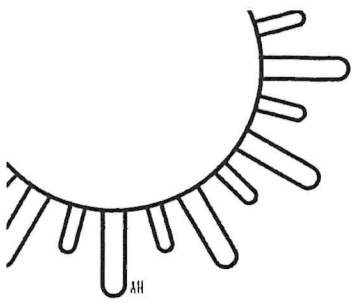
YOU CAN HELP YOUR CHILD RETAIN SKILLS THAT S/HE HAS LEARNED BY ENCOURAGING THEM TO COMPLETE THIS PACKET.

CHECKING TO SEE THAT THE WORK IS CORRECT WOULD BE VERY HELPFUL AS WELL. THANK YOU FOR YOUR SUPPORT IN YOUR CHILD'S EDUCATION.


!RETURN COMPLETED PACKET FOR EXTRA RECESS AND A SWEET TREAT!

WISHING YOU A SAFE AND RELAXING SUMMER!

Name: _____



SUMMER IS HERE!




“Summer is here!” Jack shouted as he ran into Anna’s room. “Wake up, wake up, summer is here!” Jack said as he tried to get Anna to wake up. Anna woke up excited about summer too. Both kids ran downstairs to eat breakfast when Anna realized she didn’t feel very good. Oh no...sick on the FIRST day of summer? Anna’s mom took her temperature and sure enough Anna was sick. Anna was so upset and so was Jack. They had planned a really fun summer day to celebrate and now those plans would have to wait. How would they enjoy the first day of summer if they couldn’t go swimming, get ice cream, or play with their friends? Anna headed to her room to rest. Jack watched TV anxiously waiting for Anna to feel better. As Jack was watching his favorite show, he had an idea. He decided they could still have a fun day! Jack gathered up all of their favorite board games and headed to Anna’s room. Jack and Anna played games the rest of the day. They had a great time even though they didn’t get to do all of the things they had planned for their first day of summer.

USING THE TEXT AS EVIDENCE

What caused the Jack to run into Anna's room shouting? Use details from the text in your response.


Did Jack make a smart decision to stay home with Anna instead of going out to have a fun summer day? Provide a reason for your response.

Based on what you know about Jack and Anna, do you think they are good friends? Use evidence from the text in your response.



UNDERSTANDING THE TEXT

Draw an illustration of what Anna and Jack might do after they finish playing games.



CHARACTERS CHANGE

Tell about Anna and Jack's attitude at the beginning of the passage and at the end of the passage to show how he changed. Write or draw faces in the boxes.

Beginning

End

UNDERSTANDING THE TEXT

Use the key words to summarize the passage.

Someone

...

...

Wanted

...

...

But

...

...

So

...

...

Then

...

...



UNDERSTANDING THE TEXT

Fill in the boxes to tell the story elements from this passage.

Characters

Setting

Problem

Solution



Make a connection to this passage. What does this passage remind you of or make you think about?



DICTIONARY DIG


Highlight the selected words in the passage. Look up the definitions in the dictionary and then make your own sentence with the words.

ANXIOUSLY: _____

Put it in a sentence! _____

UPSET: _____

Put it in a sentence! _____



TAKE A CLOSER LOOK AT THE TEXT

Go back to the passage and highlight the word summer. Record how many times summer is in the passage here on the clipboard. Then, write one word to tell your favorite part of summer.

Name _____



Antonyms

Antonyms are words that have opposite meanings.

Complete each sentence with an antonym for the **bold** word from the word box. Write the antonym for the **bold** word on the line.

tame	short	less	never	loose
far	weak	messy	boring	future

1. Photos help us to remember the **past**. _____
2. I have **more** books than my brother. _____
3. Last night I saw a very **interesting** movie. _____
4. Put the lid on **tight** so it won't leak. _____
5. My house is very **tidy**. _____
6. Lions are **wild** animals. _____
7. My father is big and **strong**. _____
8. My grandparents live **close** to the beach. _____
9. I **always** brush my teeth twice a day. _____
10. Johnny saw a **long** snake in the grass. _____

Name _____



Synonyms

Synonyms are words that have the same or nearly the same meaning.

Complete each sentence with a synonym for the **bold** word from the word box.
Write the synonym for the **bold** word on the line.

moist	grumpy	mad	dislikes	misplaced
guess	rubbish	chilly	sick	old

1. Our teacher lost her car keys. _____
2. My baby brother **hates** green beans. _____
3. My next door neighbor is old and **grouchy**. _____
4. Mom gets **furious** with me when I lie. _____
5. Don't leave your **damp** towel on the floor. _____
6. It is **cold** and windy today. _____
7. What time do you **estimate** we will get home? _____
8. That picture of grandma is **ancient**. _____
9. Anna stayed home because she was **ill**. _____
10. There is lots of trash in my friend's yard. _____

1. Circle the misspelled word.

horse

turn

ferst

2. Circle the complete subject and underline the predicate in each sentence.

a. A large black dog ran into the woods.

b. The beautiful butterfly was on a rose.

c. A spotted toad hopped into the pond.

3. Circle the correct homophone to complete each sentence.

a. Do you (know, no) the answer?

b. We planted five (rose, rows) of corn.

c. How much do you (way, weigh)?

4. Write the plural form for each word.

a. baby _____

b. toy _____

c. family _____

5. Circle the nouns and underline the verb in each sentence.

a. The little snake hid under a large rock.

b. The brown puppy barked at the baby.

c. My brothers built a treehouse last weekend.

6. Write the contraction for
should not.

Write the contraction for
they are.


7. Rewrite the sentence using describing words.

The ball rolled.

Looking For Collective Nouns!

Name _____

A collective noun names a group of people, animals or things.



Find the collective noun in the box that matches its group

flock	crowd	family	band
deck	pack	pair	swarm
litter	team	herd	pride

1. A group of related people: _____

2. A group of playing cards: _____

3. A group of wolves: _____

4. A large group of people: _____

5. A group of birds: _____

6. A new-born group of puppies: _____

7. A group of deer: _____

8. A group of lions: _____


9. A group of bees: _____

10. A group of people who play a sport: _____

11. A group of people who play instruments: _____

12. A group of two people, animals or things: _____

Using adjectives



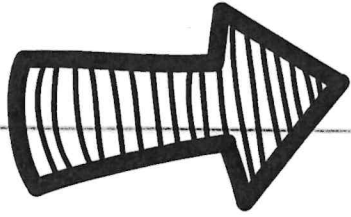
Name _____

Write the adjective in each sentence, on the line.

Remember this rule: An adjective is a word that describes a person, place, or thing. That means it describes a noun.

1. _____ That was a huge monkey!
2. _____ You should always eat a healthy snack.
3. _____ That was a tiny gorilla in the movie!
4. _____ The puppy's ears are floppy.
5. _____ My friend has an ugly dog.
6. _____ The old monkey could not walk well.
7. _____ The new computer was broken.
8. _____ My sister has always had curly hair.
9. _____ Everyone wants to go to the monkey house.
10. _____ I thought the trip was boring.
11. _____ He plays those silly games all the time!
12. _____ The loud alarm hurt my ears.
13. _____ His face was very dirty!
14. _____ April is a warm month here.

CONTRACTION



action

are not = aren't	I had = I'd	was not = wasn't
cannot = can't	is not = isn't	we are = we're
could not = couldn't	it is = it's	we have = we've
did not = didn't	it has = it's	we will = we'll
do not = don't	it will = it'll	we would = we'd
does not = doesn't	must not = mustn't	we had = we'd
had not = hadn't	she is = she's	were not = weren't
has not = hasn't	she has = she's	what is = what's
have not = haven't	she will = she'll	where is = where's
he is = he's	she would = she'd	who is = who's
he had = he'd	she had = she'd	who will = who'll
he has = he's	should not = shouldn't	will not = won't
he will = he'll	that is = that's	would not = wouldn't
he would = he'd	there is = there's	you are = you're
here is = here's	they are = they're	you will = you'll
I am = I'm	they have = they've	you would = you'd
I have = I've	they will = they'll	you had = you'd
I will = I'll	they would = they'd	
I would = I'd	they had = they'd	

My Contractions Chart

NOT	
are not	aren't
can not	
could not	couldn't
did not	
does not	
do not	
has not	
have not	
is not	isn't
should not	
was not	
were not	
will not	
would not	

WILL	
he will	he'll
she will	
I will	
we will	
they will	they'll

IS & ARE	
he is	he's
she is	
it is	
that is	
who is	
we are	
you are	
they are	they're

HAVE	
I have	
you have	you've
we have	
they have	

WOULD	
he would	
she would	
I would	I'd
you would	
we would	



Name: _____

Irregular Verbs Simple Past, Present and Future Tense

Write the missing past, present or future tense verbs.


Past Tense	Present Tense	Future Tense
found		
	forget	
		will sing
	pay	
told		
		will have
	break	
went		
	give	
		will grow
threw		
	see	



Name: _____


Sea Sequencing!

A-B-C Order



1. _____
2. _____
3. _____
4. _____
5. _____
6. _____
7. _____
8. _____
9. _____
10. _____

shark
dolphin
octopus
whale
jellyfish
crab
lobster
turtle
fish
ray


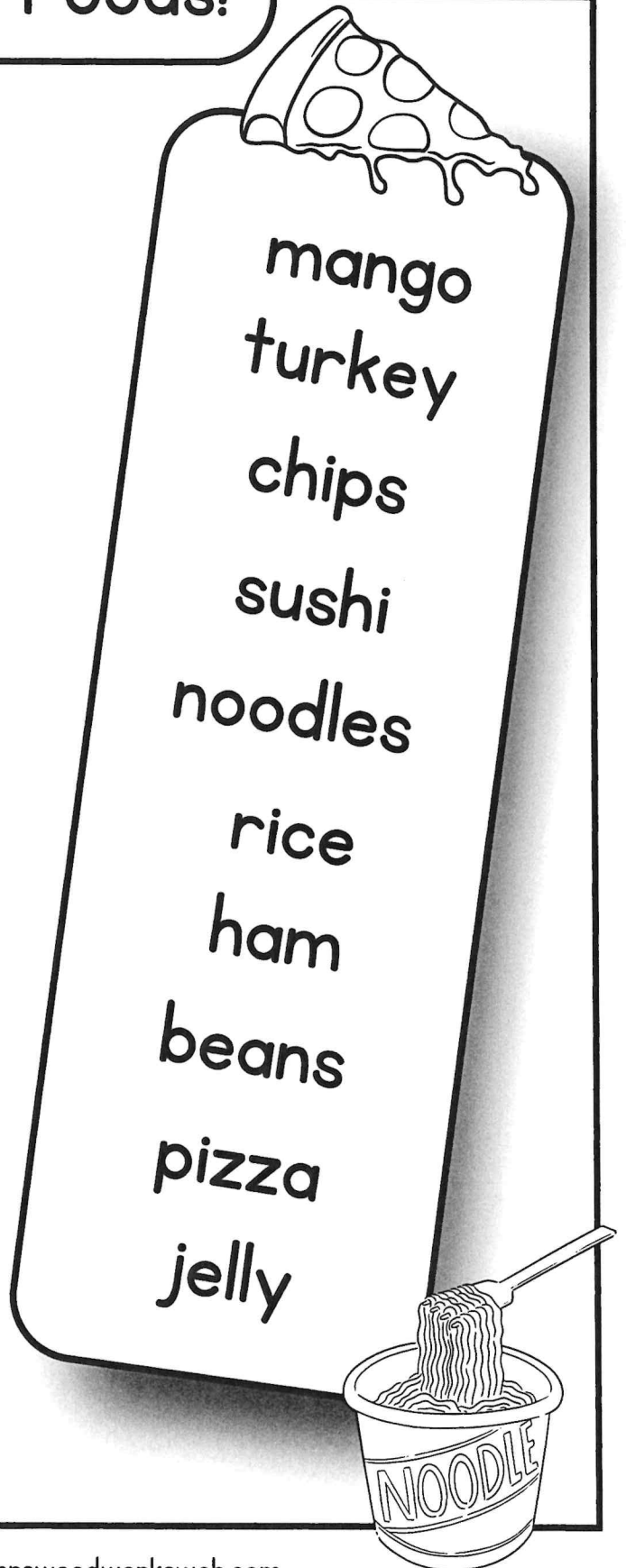


Name: _____

Fantastic Foods!

A-B-C Order

1. _____
2. _____
3. _____
4. _____
5. _____
6. _____
7. _____
8. _____
9. _____
10. _____



Name: _____ Class: _____

Double Digit Subtraction Without Regrouping

$$\begin{array}{r} 89 \\ - 43 \\ \hline \end{array}$$

$$\begin{array}{r} 36 \\ - 24 \\ \hline \end{array}$$

$$\begin{array}{r} 87 \\ - 35 \\ \hline \end{array}$$

$$\begin{array}{r} 69 \\ - 48 \\ \hline \end{array}$$

$$\begin{array}{r} 63 \\ - 12 \\ \hline \end{array}$$

$$\begin{array}{r} 48 \\ - 35 \\ \hline \end{array}$$

$$\begin{array}{r} 46 \\ - 35 \\ \hline \end{array}$$

$$\begin{array}{r} 53 \\ - 42 \\ \hline \end{array}$$

$$\begin{array}{r} 87 \\ - 54 \\ \hline \end{array}$$

$$\begin{array}{r} 77 \\ - 43 \\ \hline \end{array}$$


$$\begin{array}{r} 35 \\ - 14 \\ \hline \end{array}$$


$$\begin{array}{r} 46 \\ - 24 \\ \hline \end{array}$$


Name: _____


Tens and Ones


Directions: Write the number to represent the blocks in each box.




















NAME:

SKIP COUNTING BY 3

Directions: Skip count by 3 and fill in the missing numbers.

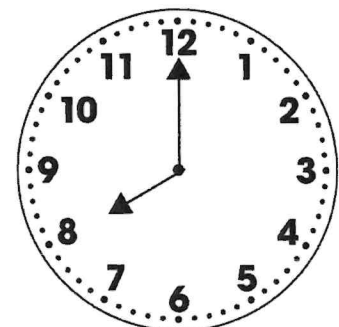
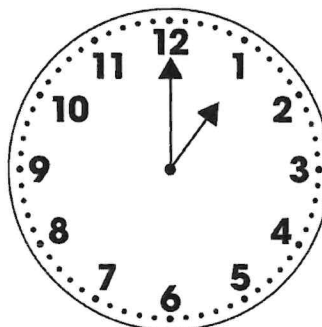
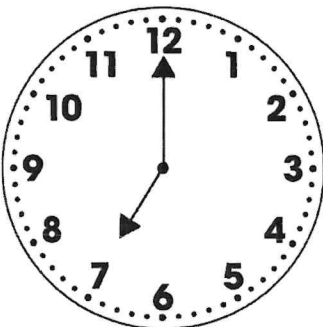
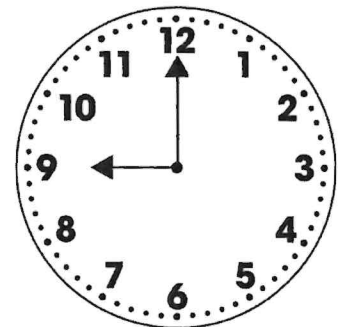
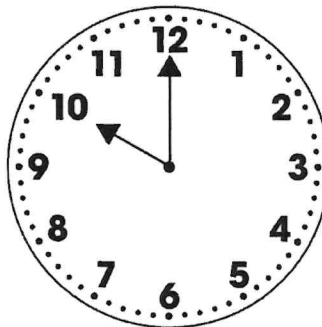
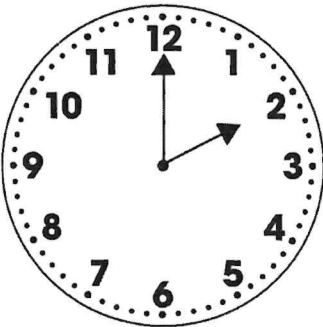
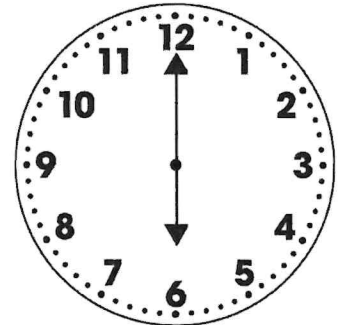
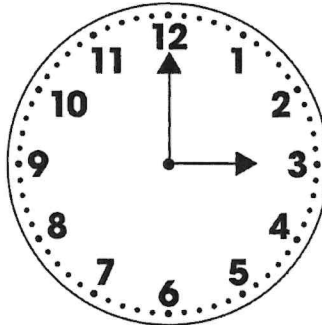
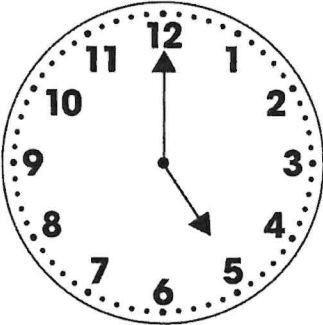
3	6			
		24		
33	36			
			57	
	66			75

Name :

Date:

Read the Clock

- Look at the clock and write the time :



Name:

QUARTERS, DIMES, NICKELS AND PENNIES

Directions: Identify each coin by using the color code below.



quarter



penny



dime



nickel



DOMINO SUMS


Name _____



Find the sum. Print the equation.




Color Even or Odd



The sum is

Even Odd


___ + ___ = ___



The sum is

Even Odd


___ + ___ = ___



The sum is

Even Odd


___ + ___ = ___



The sum is

Even Odd


___ + ___ = ___



The sum is

Even Odd


___ + ___ = ___



The sum is

Even Odd


___ + ___ = ___



The sum is

Even Odd


___ + ___ = ___



The sum is

Even Odd


___ + ___ = ___



The sum is

Even Odd

___ + ___ = ___



The sum is

Even Odd

___ + ___ = ___

MONSTER FUN







Name _____



Color the even numbered monsters purple



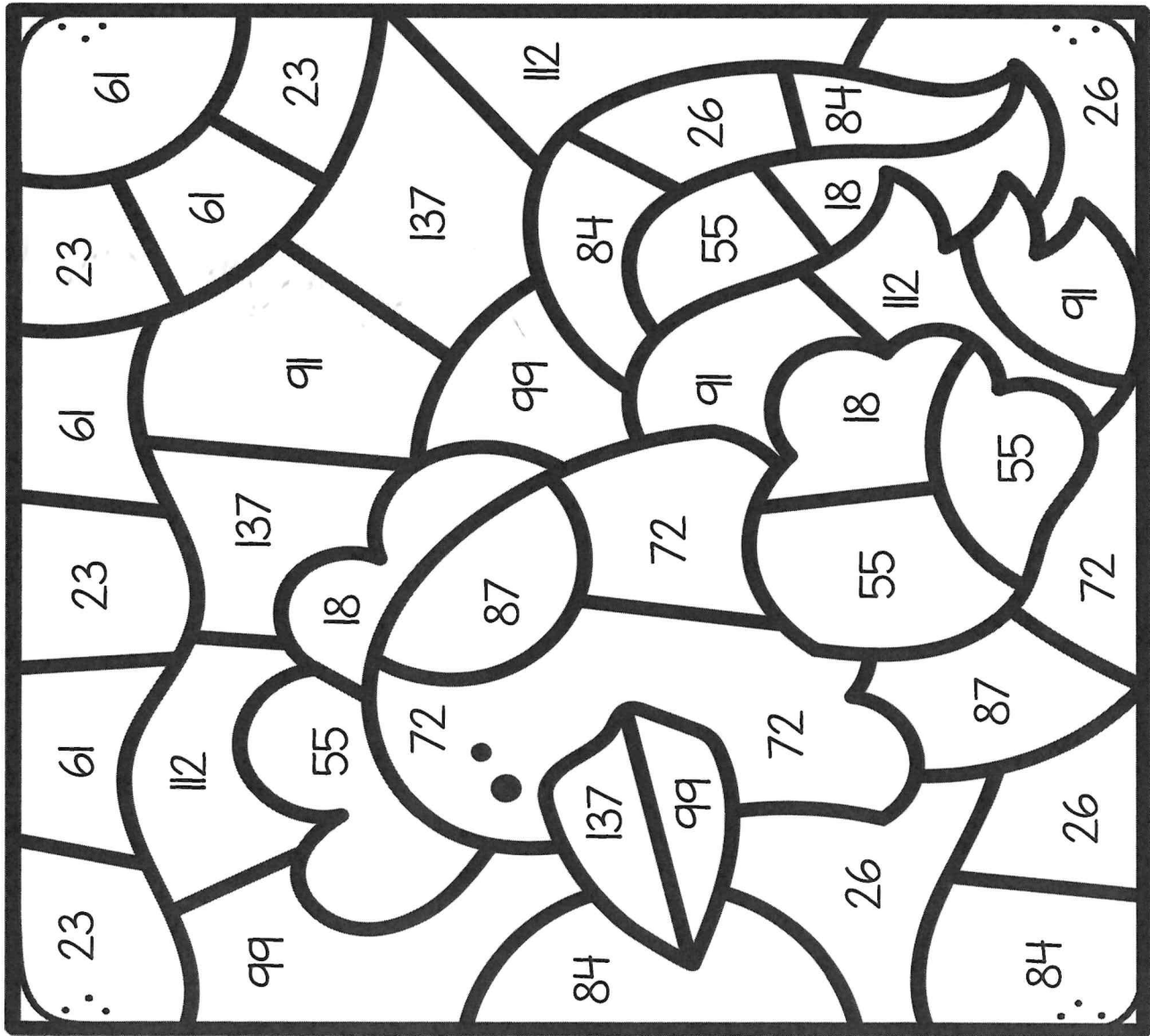
Color the odd numbered monsters yellow



NAME: _____

COLOR BY CODE

Directions: Complete each problem, then follow the code to color the picture.






<p>A. $\begin{array}{r} 41 \\ + 20 \\ \hline \end{array}$</p>	<p>light blue</p>
<p>B. $\begin{array}{r} 12 \\ + 11 \\ \hline \end{array}$</p>	<p>blue</p>
<p>C. $\begin{array}{r} 65 \\ + 34 \\ \hline \end{array}$</p>	<p>yellow</p>
<p>D. $\begin{array}{r} 31 \\ + 81 \\ \hline \end{array}$</p>	<p>orange</p>
<p>E. $\begin{array}{r} 42 \\ + 42 \\ \hline \end{array}$</p>	<p>green</p>
<p>F. $\begin{array}{r} 32 \\ + 23 \\ \hline \end{array}$</p>	<p>red</p>
<p>G. $\begin{array}{r} 45 \\ + 42 \\ \hline \end{array}$</p>	<p>brown</p>
<p>H. $\begin{array}{r} 64 \\ + 73 \\ \hline \end{array}$</p>	<p>yellow</p>
<p>I. $\begin{array}{r} 61 \\ + 30 \\ \hline \end{array}$</p>	<p>orange</p>
<p>J. $\begin{array}{r} 13 \\ + 13 \\ \hline \end{array}$</p>	<p>green</p>
<p>K. $\begin{array}{r} 16 \\ + 02 \\ \hline \end{array}$</p>	<p>red</p>
<p>L. $\begin{array}{r} 31 \\ + 41 \\ \hline \end{array}$</p>	<p>brown</p>




Name: _____




Greater Than, Less Than, or Equal to?




Directions: Count the money in each box.




Then mark in the circle ($<$, $>$, or $=$).

 _____ ¢		 _____ ¢
--	---	--

 _____ ¢		 _____ ¢
---	---	---

 _____ ¢		 _____ ¢
--	---	--

 _____ ¢		 _____ ¢
--	---	--

 _____ ¢		 _____ ¢
--	---	--

Name: _____

What Number Am I?



Directions: Read the clues. Write the number on the line.

I have 5 tens and
2 ones.

I have 7 tens and
1 one.

I have 3 tens and
4 ones.

I have 8 tens
and 7 ones.

I have 9 tens and
5 ones.

I have 6 tens
and 8 ones.

I have 4 tens and
9 ones.

I have 2 tens and
6 ones.
